

Annual Report on Stakeholder's Feedback Curriculum

2021-22

1. Preface

The feedback of the various stakeholders plays a pivotal role in the development of the university. Himachal Pradesh University, Shimla has collected feedback on curricular and co-curricular aspects so that the corrective actions could be incorporated well on time. The feedback is obtained from Students, Teachers, Alumni, Employers. After the compilation of all responses the report placed before the Internal Quality Assurance Cell to lay down the action take strategies for the suggestions given by stakeholder.

2. Objectives of Feedback Process

- To determine the gap analysis of the programme.
- To ascertain the need for the revision of the course content.
- To develop the syllabus as per industrial and societal needs.
- To strengthen the curriculum as per recent advances in technology.
- To incorporate the courses having focus on employability, entrepreneurship and skill development.

3. Feedback Analysis

a) Student Feedback:

Himachal Pradesh University has collected feedback of students in 2021-22, a total of feedback was taken from students on different aspects of course objective, course outcomes, study material, elective courses, usefulness of curriculum towards research, innovation, skill development, employability and introduction of new courses. Analysis of the student's feedback is depicted with the help of Table1 and Figure 1.

Table1: Responses received from students for academic (Session 2021-22)

Total number of responses =450					
S.N.	Particulars	Excellent	Good	Average	Below Average
1.	The Course objectives and outcomes were clearly defined/ identified	155	240	47	7

2.	The books prescribed/ listed as reference materials are relevant, updated and appropriate	151	229	61	9
3.	The program of studies carries sufficient number of elective (optional) papers	117	244	69	20
4.	Size/ quantum of curriculum according to course duration	133	240	68	9
5.	Weightage and usefulness of Curriculum towards Research and Innovation	122	215	85	22
6.	The program provides focus on skill Development/ Employability/ Entrepreneurship	126	216	83	25

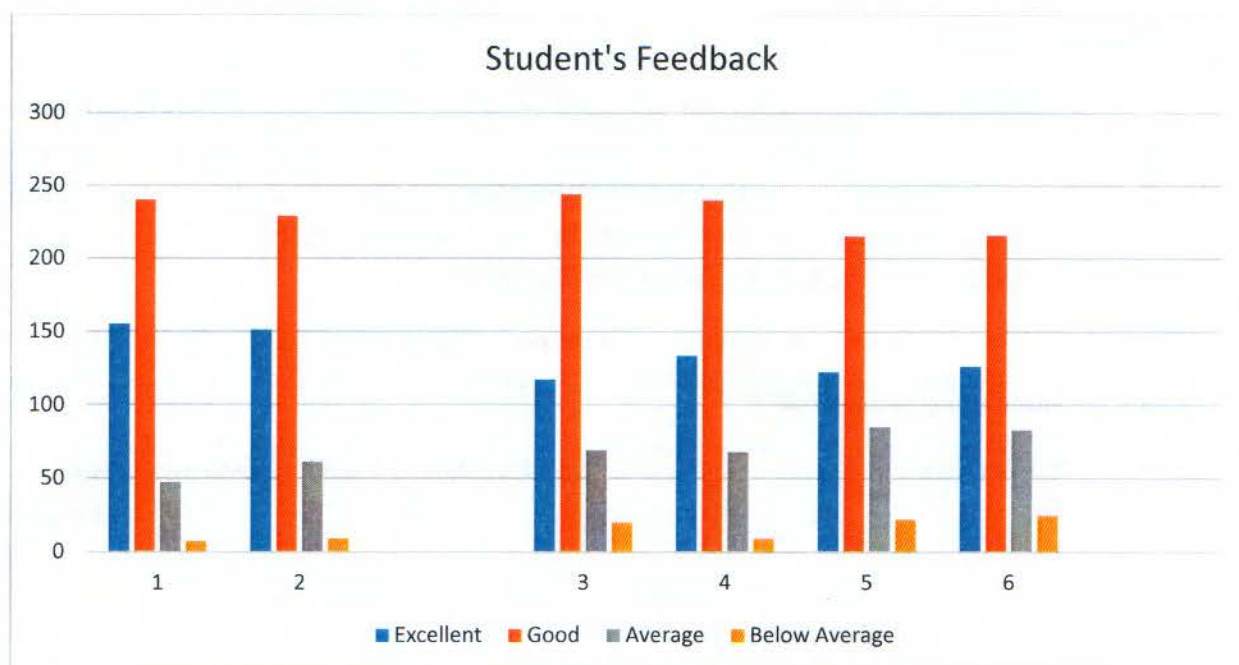


Figure1: Representation of responses received from students for academic (Session 2021-22)

Analysis of Responses: A total of 450 respondents has given their feedback. For Course objectives and outcomes 155 responded as an excellent, 240 good, 48 as average and 7 below average. For books and study material 151 responded as excellent, 229 as good, 61 as average and 9 below average. For elective/ optional 117 responded as excellent, 244 as good, 69 as average and 20 below average. For course duration 133 responded as excellent, 240 as good, 68 as average and 9 below average. For research and innovation 122 responded as excellent, 215 as good, 85 as average and 6 below average. For skill development 126 responded as excellent, 216 as good, 83 as average and 25 below average.

b) Teacher' s Feedback:

The feedback which is received from the teachers revealed the validity and adequacy of the syllabus. In 2021-22, a total of 61 feedbacks were taken from the teachers on various aspects of programme curriculum and the analysis of the student's feedback is depicted with the help of Table2 and Figure 2:

Table2: Responses received from Teachers for academic (Session 2021-22)

Total number of responses =61					
S.N.	Particulars	Strongly agree	Agree	Neither Agree nor Disagree	Disagree
1.	Syllabus is suitable to the course	28	32	0	1
2.	Syllabus is need based	24	35	1	1
3.	The Course objectives and outcomes of the syllabi are well defined and clear to teachers and students	27	32	1	1
4.	Sufficient number of prescribed books are available in the library	24	29	5	2

5.	The course/syllabus has good balance between theory and application*	20	37	3	1
6.	The Course Curriculum offers sufficient number of optional papers	18	38	4	1
7.	The books prescribed/listed as reference materials are relevant, updated and appropriate	23	34	3	1
8.	Infrastructural facilities, such as teacher's rooms/carrels, classrooms and toilets are available in the Department	17	33	6	5
9.	Staff canteen is available in the Campus	12	33	7	9
10.	Assessments and examinations are conducted on time with proper coverage of all units in the syllabus	30	29	1	1
11.	I have the freedom to propose, modify, suggest and incorporate new topics in the syllabus	21	32	4	4
12.	I have the freedom to adopt new techniques/ strategies of teaching such as seminar presentations, group discussions and learners' participations	32	26	2	1
13.	The environment in the department is conducive to teaching and research*	1	26	31	3
14.	The administration is teacher friendly*	24	33	3	1

15.	The University provides adequate and smooth support for projects and research facilities	12	37	7	5
16.	The University provides adequate funding and support to faculty members for upgrading their skills and qualification	10	30	14	7
17.	Provisions for professional development are non-discriminatory and fair	17	35	8	1

Analysis of Responses: A total of 61 teacher's has given their feedback. For syllabi suitability 28 were strongly agree, 32 were agree, 0 were neutral and 1 replied as strongly disagree. For need based syllabus 24 were strongly agree, 35 were agree, 1 were neutral and 1 was strongly disagree. For course objectives and outcomes 27 were strongly agreed, 32 agree, 1 were neutral and 1 was disagreed. For sufficient number of books in library 24 were strongly agreed 29, were agreed, 5 was neutral and 2 were disagreed. For balance between theory and applications 20, 37, 3, 1 was strongly agreed, agree, neutral and disagreed respectively. For optional papers 18, 38, 4, 1 was strongly agreed, agree, neutral and disagreed respectively. For infrastructure facilities 17, 33, 6, 5 was strongly agreed, agree, neutral and disagreed respectively. For staff canteen in campus 12, 33, 7, 9 was strongly agreed, agree, neutral and disagreed respectively. For assessment and examination 30, 29, 1, 1 was strongly agreed, agree, neutral and disagreed respectively. Freedom for revision of curriculum 21, 32, 4, 4 was strongly agreed, agree, neutral and disagreed respectively. For adoption of new technique 32, 26, 2, 1 was strongly agreed, agree, neutral and disagreed respectively. For conducive environment in teaching 1, 26, 31, 3 was strongly agreed, agree, neutral and disagreed respectively. For administration as teacher friendly 24, 33, 3, 1 was strongly agreed, agree, neutral and disagreed respectively. For adequate support for projects and research facilities 12, 37, 7, 5 was strongly agreed, agree, neutral and disagreed respectively. For adequate funding and support to faculty members for upgrading their skills and qualification 10, 30, 14, 7 was strongly agreed, agree, neutral and disagreed respectively. For professional development are non-discriminatory and fair 17, 35, 8, 1 were strongly agree, agree, neutral and disagreed respectively.

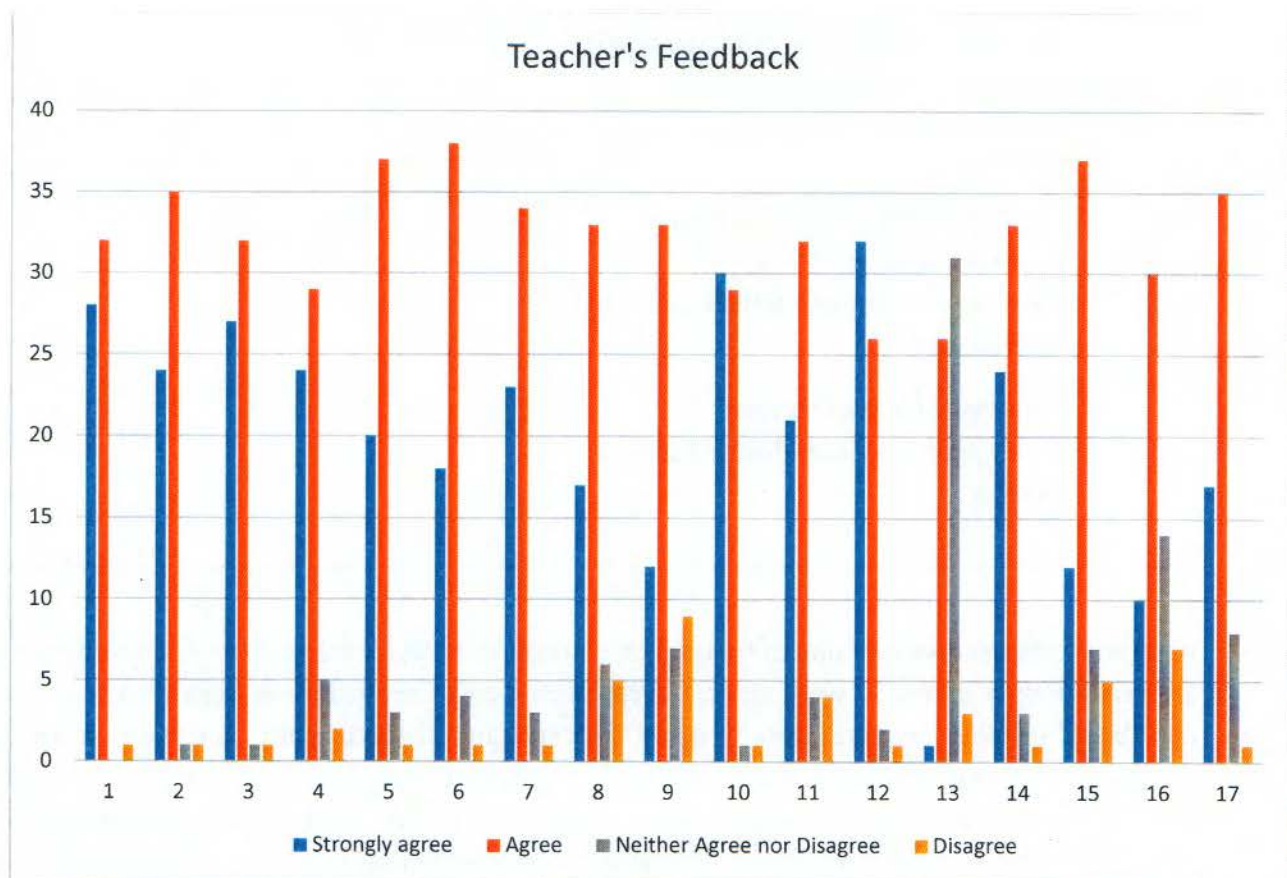


Figure 2: Representation of responses received from Teachers for academic (Session 2021-22)

c). Alumni's Feedback:

Alumni contribute to the university by their social and professional networks. Their work experience is very helpful in designing the need-based curriculum. analysis of the student's feedback is depicted with the help of Table3.1, Table 3.2 and Figure 3.1 and Figure 3.2:

Table 3.1: Responses received from Alumni for academic (Session 2021-22)

Total number of Alumni feedbacks:14						
S.N.	Particulars	Excellent	Very Good	Good	Average	Poor
1.	Admission Procedure	8	4	2	0	0
2.	Alumni Association/Network of old Friends	3	4	5	2	0

3.	Canteen Facilities	2	2	4	5	1
4.	University ambience	5	4	3	2	0
5.	Environment	11	0	3	0	0
6.	Faculty	6	5	2	1	0
7.	Fee structure	7	4	1	1	1
8.	Hostel Facilities	3	5	2	1	3
9.	How do you rate the courses which are skills oriented	4	5	4	1	0
10.	How do you rate the courses that you have studied for Masters	6	6	2	0	0
11.	How do you rate the learning experience in terms of teaching and learning	7	5	2	0	0
12.	Infrastructure & Lab facilities	2	9	3	0	0
13.	Content learnt in relation to your current job	3	8	3	0	0
14.	Library resources	9	3	2	0	0
15.	Course of study and its relevance to the real-life application	5	7	1	1	0
16.	Overall rating of the University	8	6	0	0	0
17.	Overall rating of academic programs	7	6	1	0	0

Director 
 IQAC
 (Internal Quality Assurance Cell)
 HPU Shimla-05

18.	Project Guidance	7	5	2	0	0
19.	Quality of support material	6	6	2	0	0
20.	Industry visits	3	4	3	2	2
21.	Training & Placement	2	5	3	3	1
22.	Overall capability of students passing out of this University	6	5	3	0	0

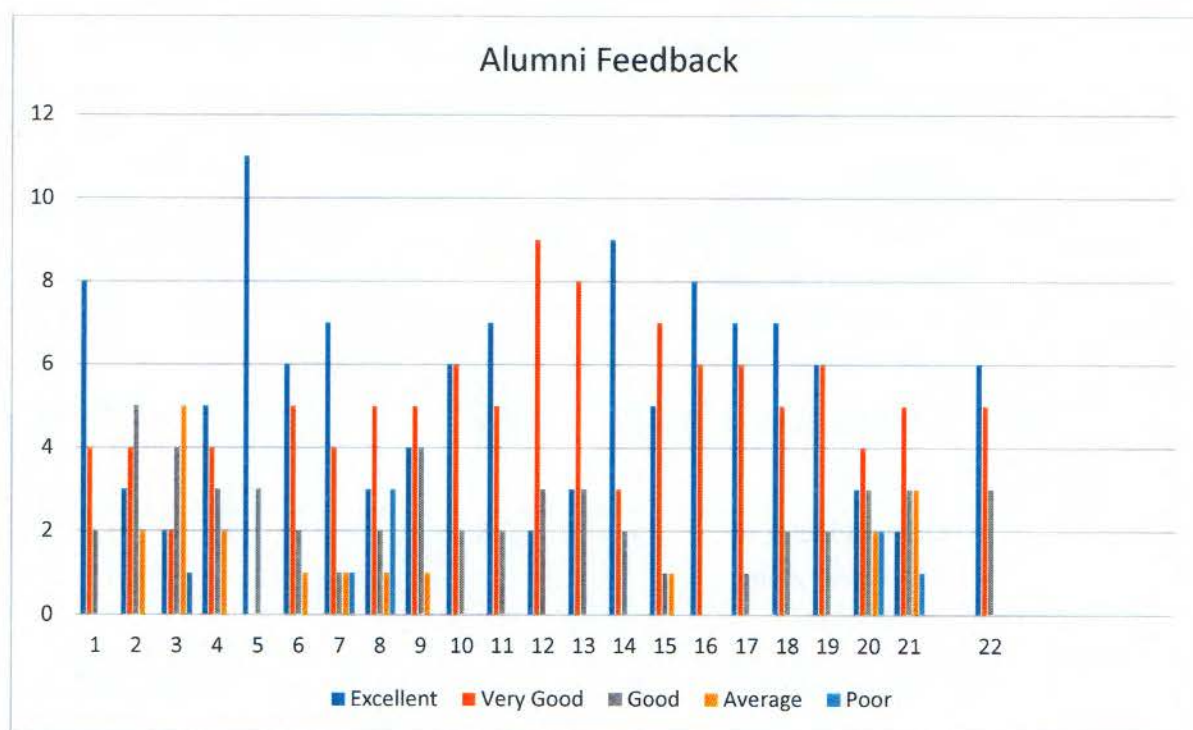


Figure 3.1: Representation of responses received from Teachers for academic (Session 2021-22)

Analysis of Responses: A total of 14 alumni has given their feedback. For admission procedure 8,4,2,0,0 responded as excellent, very good, good, average and poor respectively. For alumni association 3,4,5,2,0 responded as excellent, very good, good, average and poor respectively. For canteen facilities 2,2,4,5,1 responded as excellent, very good, good, average and poor respectively. For the university ambience 5,4,3,2,1 responded as excellent, very good, good, average and poor respectively. For the environment 11,0,3,0,0 responded as excellent, very good, good, average and poor respectively. For faculty 6,5,2,1,0 responded as excellent, very good, good, average and poor respectively. For fee structure 7,4,1,1,1 responded as excellent,

very good, good, average and poor respectively. For hostel facilities 3,5,2,1,3 responded as excellent, very good, good, average and poor respectively. For rating the skill-oriented courses 4,5,4,1,0 responded as excellent, very good, good, average and poor respectively. For rating courses studied in masters 6,6,2,0,0 responded as excellent, very good, good, average and poor respectively. For rating the learning experience in terms of teaching and learning 7,5,2,0,0 responded as excellent, very good, good, average and poor respectively. For infrastructure and lab 2,9,3,0,0 responded as excellent, very good, good, average and poor respectively. For content learnt in relation to your current job 3,8,3,0,0 responded as excellent, very good, good, average and poor respectively. For library resources 9,3,2,0,0 responded as excellent, very good, good, average and poor respectively. For course study in its real-life application 5,7,1,1,0 responded as excellent, very good, good, average and poor respectively. For overall rating of the university 8,6,0,0,0 responded as excellent, very good, good, average and poor respectively. For overall rating of academic programs 7,6,1,0,0 responded as excellent, very good, good, average and poor respectively. For project guidance 7,5,2,0,0 responded as excellent, very good, good, average and poor respectively. For quality of support material 6,6,2,0,0 responded as excellent, very good, good, average and poor respectively. For industrial visits 3,4,3,2,2 responded as excellent, very good, good, average and poor respectively. For training and placement 2,5,3,3,1 responded as excellent, very good, good, average and poor respectively. For overall capability of students passing out of this university 6,5,3,0,0 responded as excellent, very good, good, average and poor respectively.

Table 3.2: Responses received from Alumni for academic (Session 2021-22)

S.N.	Particulars	Yes	No
1.	Do you feel proud to be associated with our university as an Alumni?	95	1
2.	Are you willing to participate in the alumni activities for the development of the university?	89	7


 Director
 IQAC
 (Internal Quality Assurance Cell)
 HPU Shimla-05

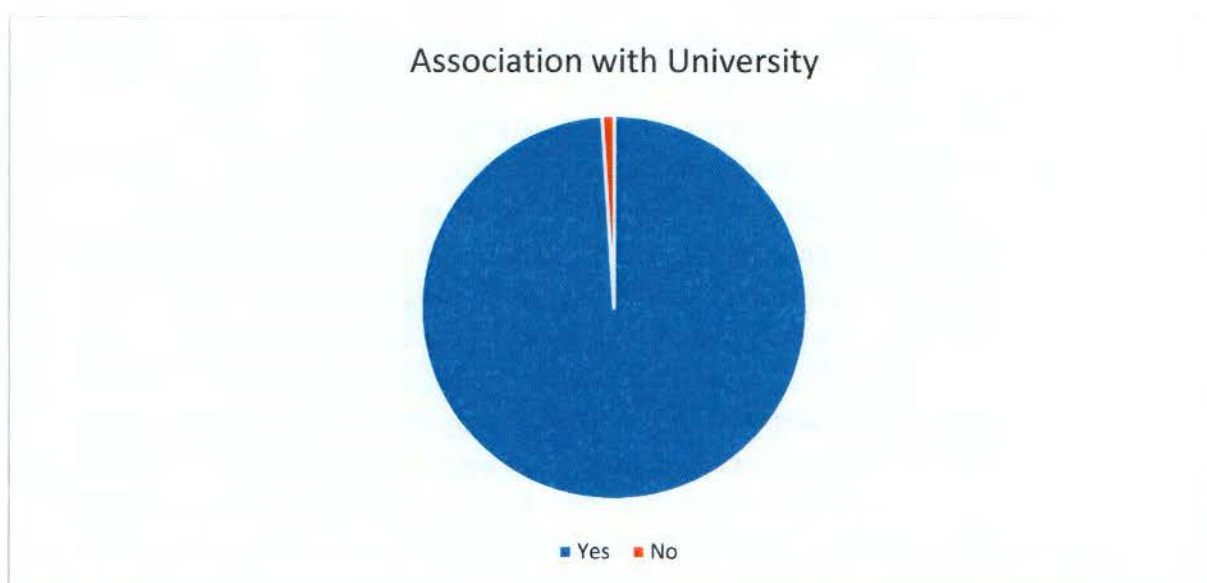


Figure 3.2: Representation of responses received from Teachers for academic (Session 2021-22)

Analysis of Responses: A total of 96 alumni has given their feedback. 195 alumni feel proud to be alumni of university. On the question that alumni are willing to participate in activities for development of university 89 alumni responded as yes.

d). Employers Feedback:

Employer Feedback is one of the key indicators in determining the success of any institution. So as the Himachal Pradesh University is also committed for the same. Himachal Pradesh University has received total number of 91 responses from different employers. analysis of the student's feedback is depicted with the help of Table 4 and Figure 4.

Table 4: Responses received from Employers for academic (Session 2021-22)

Total number of responses =13						
S.N.	Particulars	Very Happy	Happy	More satisfied	Satisfied	Not Satisfied
1.	How satisfied are you with the student's work performance and the academic system which educated these candidates? [1. General Communication Skills]	5	2	2	4	0

2.	How satisfied are you with the student/s work performance and the academic system which educated these candidates? [2. Developing practical solutions to workplace problems]	5	2	2	4	0
3.	How satisfied are you with the student/s work performance and the academic system which educated these candidates? [3. Working as part of a team]	5	1	4	3	0
4.	How satisfied are you with the student/s work performance and the academic system which educated these candidates? [4. Creative in response to workplace challenges]	4	2	3	3	1
5.	How satisfied are you with the student/s work performance and the academic system which educated these candidates? [5. Self-motivated and taking on appropriate level of responsibility]	5	2	3	3	0
6.	How satisfied are you with the student/s work performance and the academic system which educated these candidates? [6. Open to new ideas and learning new techniques]	4	0	5	3	1
7.	How satisfied are you with the student/s work performance and the academic system which educated these candidates? [7. Using technology and workplace equipment]	4	1	4	3	1
8.	How satisfied are you with the student/s work performance and the academic system which educated these candidates? [8. Ability to contribute to the goal of the organization]	4	2	2	4	1

9.	How satisfied are you with the student/s work performance and the academic system which educated these candidates? [9. Technical knowledge/skill]	4	1	4	3	1
10.	How satisfied are you with the student/s work performance and the academic system which educated these candidates? [10. Ability to manage/leadership qualities]	5	1	2	5	0
11.	How satisfied are you with the student/s work performance and the academic system which educated these candidates? [11. Innovativeness, creativity]	5	0	4	4	0
12.	How satisfied are you with the student/s work performance and the academic system which educated these candidates? [12. Relationship with seniors/peers/subordinates]	4	1	4	3	1
13.	How satisfied are you with the student/s work performance and the academic system which educated these candidates? [13. Involvement in social activities]	5	0	4	4	0
14.	How satisfied are you with the student/s work performance and the academic system which educated these candidates? [14. Ability to take up extra responsibility]	4	1	3	4	1
15.	How satisfied are you with the student/s work performance and the academic system which educated these candidates? [15. Obligation to work beyond schedule if required]	3	0	2	5	3



Figure 4: Representation of responses received from Employers for academic (Session 2021-22)

Analysis of Responses: A total of 13 employers filled the feedback form. For the question that are they satisfied with work performance of students with general communication skills 5,2,2,4,0 responded very happy, happy, more satisfied, satisfied, not satisfied respectively. For developing practical solutions to workplace problems 5,2,2,4,0 responded very happy, happy, more satisfied, satisfied, not satisfied respectively. For working as part of a team 5,1,4,3,0 responded very happy, happy, more satisfied, satisfied, not satisfied respectively. For creative in response to workplace challenges 4,2,3,3,1 responded very happy, happy, more satisfied, satisfied, not satisfied respectively. For self-motivated and taking on appropriate level of responsibility 5,2,3,3,0 responded very happy, happy, more satisfied, satisfied, not satisfied respectively. For the question open to new ideas and learning new techniques 4,0,5,3,1 responded very happy, happy, more satisfied, satisfied, not satisfied respectively. For using technology and workplace equipment 4,1,4,3,1 responded very happy, happy, more satisfied, satisfied, not satisfied respectively. For the ability to contribute to the goal of the organization 4,2,2,4,1 responded very happy, happy, more satisfied, satisfied, not satisfied respectively. For the technical knowledge 4,1,4,3,1 responded very happy, happy, more satisfied, satisfied, not satisfied respectively. For ability of leadership qualities 5,1,2,5,0 responded very happy, happy, more satisfied, satisfied, not satisfied respectively. For creativeness 5,0,4,4,0 responded very happy, happy, more satisfied, satisfied, not satisfied respectively. For relationship with seniors 4,1,4,3,1 responded very happy, happy, more satisfied, satisfied, not satisfied respectively. For the involvement in social activities 5,0,4,4,0 responded very happy, happy, more satisfied, satisfied, not satisfied respectively. For the ability to take up extra responsibility 4,1,3,4,1 responded very happy, happy, more satisfied, satisfied, not satisfied respectively. For the obligation to work beyond schedule if required 3,0,2,5,3 responded very happy, happy, more satisfied, satisfied, not satisfied respectively.

4. Feedback and Action Taken Report:

The feedback from all the stakeholders (Student, Teacher, Alumni, Employer) are scrutinized and major areas of concerns were identified along with the suggestions for which the desired action has been discussed in Internal Quality Assurance Cell meeting dated:

The details are as follows:

Student

S.N.	FEED BACK	ACTION TAKEN
1.	The Course objectives and outcomes were clearly defined/ identified	In all UG/PG programs the draft of NEP has been made and apart from that CBCS system has been already implemented with course objectives and outcomes are clearly defined and it is done as per the guidelines of NEP.
2.	Weightage and Usefulness of Curriculum towards Research and Innovation	Recently university has taken many initiatives for promoting research and innovation. University already has a research promotion policy where many facilitations are offered to all stakeholders (Students, scholars, faculties). In all M.Phil. and PhD programmes Research methodology course has been made mandatory to prepare students for quality research.
3.	The program provides focus on skill Development/ Employability/ Entrepreneurship	University is running different programs having focus on skill Development/ Employability/ Entrepreneurship. New programs are also introduced as per requirement in different disciplines and different programs has been revised to meet the requirement.

B. Teachers

1.	The University provides adequate funding and support to faculty members for upgrading their skills and qualification	HRDC organises various workshops, seminars and other orientation programs. University also provides research grant / seed money for promoting research.
----	--	--

		University has also reserved seats in PhD. Program for in-service Teachers for enhancement of their qualification.
2.	The University provides adequate and smooth support for projects and research facilities	University has made new research policy which cater needs regarding support for project and research facilities.

c. Alumni

1.	Hostel Facilities	The renovation of guest room, wash room, common room is done at the time of Covid-19. Wi-fi facilities is improved more. Indoor sports facilities, gym and canteen facilities are also included in the hostel facilities. The frequent water supply in the hostels and new water purifier are also installed
2.	Training & Placement	University has created a new training and placement cell which provides career counselling, apprenticeship, training and placement.

D. Employer

1.	Working as part of a team	The new subjects have been introduced in various programs and much more emphasis is given on industrial training and more MoUs are signed with industries.
2.	Creative in response to workplace challenges	Special leadership training programs have been introduced in many disciplines to improve the skills of handling the workplace challenges.

5. Conclusion:

The feedbacks obtained from various stakeholders' students, teachers, employer and alumni in 2021-22, using prescribed Performa were analyzed. A meeting of IQAC was organized to assess the compiled feedbacks received from various stakeholders.


 Director, IQAC
 Director
 IQAC
 (Internal Quality Assurance Cell)
 HPU Shimla-05