

Programme Project Report (PPR)

Bachelor of Education (B.Ed.)

(2026-2027)



CENTRE FOR DISTANCE AND ONLINE EDUCATION (CDOE)

H.P. UNIVERSITY, SHIMLA-171005

Bachelor of Education (B.Ed.)

Programme Project Report (PPR) of Bachelor of Education (B.Ed.)

(i) Programme Mission and Objectives:

Mission: The bachelor of education (B.Ed.) programme has been designed with the objective to develop understanding skills; values integrated with knowledge among pupil teachers of the teaching learning process at the secondary and senior secondary levels and to create awareness towards the pedagogy.

(a) Objectives: The course & curriculum of B.Ed. (Two Years – Semester System) is designed as per NCTE norms to achieve the following objectives:

- The student teacher understands the central concepts, tools of inquiry, and structures of the disciplines and can create learning experiences that make these aspects of subject matter meaningful.
- The student teacher understands the process of learning and development among students, different approaches to learning and creates learning opportunities that are adapted to diverse learners and learning contexts.
- The student teacher plans learning experiences that are based on learner's existing proficiency, interests, experiences including misconceptions and errors; and an understanding of the process of viewing, developing and making sense of subject matter contained in the learning experiences.
- The student teacher uses knowledge of effective verbal, nonverbal and media communication techniques to foster active inquiry, collaboration, and supportive interaction in the classroom.
- The student teacher understands and uses formal and informal assessment strategies to evaluate and ensure the continuous intellectual, social and physical development of the learner.
- The student teacher develops self-identity as a teacher through school-based experiences and reflective practices that continually evaluate the effects of his/her choices and actions.
- The student teacher acts as an agent of modernization and social change.
- The student teacher promotes capabilities for inculcating national values and goals as mentioned in the Constitution of India.
- The student teacher promotes social cohesion, international understanding and protection of Human Rights and rights of the child.
- The student teacher will become efficient in the use of ICT in the teaching-learning process.

(ii) Relevance of the Program with HEI's Mission and Goals

The programme of B. Ed, has been developed in accordance with the mission and goals of the parent organization i.e. H.P. University. The programme is in consonance with four major pillars of higher education i.e. Access, Equity, Quality and Excellence. The programme structure and curriculum of the course is framed in such a manner that the mission and goals of higher education Vis a vis preparing effective teachers are attainable and as per the current needs of the emerging society and the school education.

(iii) Nature of Prospective Target group of Learners

The nature and target group of learners for admission in B.Ed. course are those candidates who have at least 50% marks either in the Bachelor's Degree (Medical/Non-medical/Commerce/Arts) and/or in the Master's Degree in the Sciences/Social Sciences/Humanities/Commerce, Bachelor's in Engineering or Technology with specialization in Science and Mathematics with 55% marks or any other qualification equivalent thereto, and 45 percent marks in case of SC/ST/OBC/Physically handicapped categories in the aforesaid Bachelor's/Master's Degree and 50% marks for Bachelor's in Engineering or technology from a recognized University established by law in India are eligible for admission to the programme. In addition to above eligibility conditions, the candidate should fall under any of the either criteria i.e.

-Trained in-service teachers in elementary education ((Further as per clarification given by Directorate of Elementary Education, Govt. of Himachal Pradesh vide letter No. EDN-H(Ele)(u)-2/2015(P&D), dated 26th August, 2015, Shastri Teachers with OT training, Language Teacher with LT training, Drawing Masters/Art and Craft Teachers with 2 years diploma, PET/PTI with 2 years diploma are trained teachers as considered by their parent department and thus are eligible for admission in B.Ed. course) or

-Candidates who have completed a NCTE recognized teacher education programme through face-to face mode and are not able to join the regular courses as they are in service candidates and wish to improve their carrier and to meet potential opportunities.

-Yes, there is appropriate provision for considering diverse learners i.e. students with disabilities, students belonging to SCs and STs. The girl students are given exemption in tuition fees as per norms of Government of Himachal Pradesh and H. P. University. This programme is benefiting the students (Working Teachers) belonging to rural and backward areas of the state of Himachal Pradesh.

(iv) Appropriateness of Programme to be conducted in Open and Distance Learning mode to acquire specific skills and competence

The B.Ed. programme is proving helpful in developing teaching skills and professional up gradation of teachers working in government and private schools in far flung areas of the state. The course intends to build the connectivity and knowledge network among and within

institutions of higher learning particularly in this hill state. After the completion of the programme learners will be able to acquire & develop necessary knowledge, skills, competence through various hands-on experiences and develop right attitude towards whole teaching learning process.

Programme is developed by integrating all components of ODL system including SLM in print, counselling, workshops, experience at workplace (Internship), etc. as per NCTE norms and standards ,2014 for B.Ed. (ODL). By offering the programme through ODL mode, gives opportunities to large number of student –teachers to pursue a professional qualification which is essential for their career advancement.

(v) Instructional Design

a) Curriculum design: The curriculum design and detail syllabus (as per NCTE guidelines) is as under. A learner is required to take following courses in B. Ed. Programme

Total Course credits: 80

Sr. No.	Course Code	Name of the Course	Theory Marks	Internal Assessment	Total Marks	Credits
B. Ed. First Semester (14 credits)						
1	Paper I	Childhood and Development Years	80	20	100	4
2	Paper II	Contemporary India and Education	80	20	100	4
3	Paper III	Language Across the Curriculum	40	10	50	2
4	Paper IV	Understanding Disciplines and Subjects	40	10	50	2
5	Paper V	Text Reading and Reflections	40	10	50	2
Total Marks in First Semester			280	70	350	14
B. Ed. Second Semester (24 credits)						
1	Paper VI	Learning and Teaching	80	20	100	4
2	Paper VII	Assessment for Learning	80	20	100	4
3	Paper VIII	Drama and Art in Education	40	10	50	2
Candidates are required to choose any two of the following subjects in Second Semester in accordance with the subjects studied at graduation level.						
4	Paper IX– A	Pedagogy of School Subjects (Part – 1)				
	(i)	Teaching of Physical	40	10	50	2

		Sciences				
	(ii)	Teaching of Life Sciences	40	10	50	2
	(iii)	Teaching of Mathematics	40	10	50	2
	(iv)	Teaching of Social Sciences	40	10	50	2
	(v)	Teaching of Commerce	40	10	50	2
	(vi)	Teaching of English	40	10	50	2
	(vii)	Teaching of Hindi	40	10	50	2
	(viii)	Teaching of Sanskrit	40	10	50	2
5	Paper X	Practice Teaching (4 Weeks Duration)	Grading (on Four Points Letter Grades) will be done on the basis of reports submitted by the students.			10
Total Marks in Second Semester			280	70	350	24
B. Ed. Third Semester (28 credits)						
Candidates will continue with same two Teaching subjects in Third Semester which they have opted in the Second Semester						
1	Paper IX - B	Pedagogy of School Subjects (Part – 2)				
	(i)	Teaching of Physical Sciences	40	10	50	2
	(ii)	Teaching of Life Sciences	40	10	50	2
	(iii)	Teaching of Mathematics	40	10	50	2
	(iv)	Teaching of Social Sciences	40	10	50	2
	(v)	Teaching of Commerce	40	10	50	2
	(vi)	Teaching of English	40	10	50	2
	(vii)	Teaching of Hindi	40	10	50	2
	(viii)	Teaching of Sanskrit	40	10	50	2
School Internship / Practice Teaching						
2	Paper XI-A	Skill in Teaching (School Subject – 1)	125 (12 credits)			24
3	Paper XI-B	Skill in Teaching (School Subject – 2)	125 (12 credits)			
Total Marks in Third Semester			330+20=350		350	28
B. Ed. Fourth Semester (14 credits)						
1	Paper XII	Knowledge and Curriculum	80	20	100	4
2	Paper XIII	Gender, School and Society	40	10	50	2
3	Paper XIV	Inclusive School	40	10	50	2
4	Paper XV	ICT in Teaching-Learning Process	40	10	50	2

5	Paper XVI	Understanding the Self	40	10	50	2
Candidates are required to choose any one of the following optional subjects in Fourth Semester						
6	Paper XVII	Health and Physical Education	40	10	50	2
7	Paper XVIII	Vocational and Work Education	40	10	50	2
8	Paper XIX	Education for Peace	40	10	50	2
9	Paper XX	Guidance and Counselling	40	10	50	2
Total Marks in B. Ed. Fourth Semester			280	70	350	14
Grand Total Marks for B. Ed. Course			1170	230	1400	80

b) Detailed syllabus

Paper - I Childhood and Development Years

Course objectives:

Marks: 100 (80 + 20)

The student teachers will be able to:

- Understand the meaning, nature and scope of educational psychology
- Describe the role of educational psychology in teaching and learning process
- Understand growth and development of the learner and its importance in the learning process (with special reference to childhood and adolescent stage)
- Understand the needs, problems and developmental tasks of adolescence
- Describe intra and inter individual differences
- Explain the causes of individual differences
- Identify characteristics and remedial measures for diverse learners
- Identify educational needs of various types of children
- Understand role of teacher in school to minimize individual differences
- Explain the concept of motivation, role of school and teacher to enhance motivation
- Understand concept of intelligence, theories of intelligence and their educational implications
- Describe the concept, characteristics of creativity and educational programmes for developing creativity
- Explain concept, types, theories of personality and ways of assessment of personality
- Identify factors which affect mental health and hygiene and measures used to promote mental health
- Understand factors affecting adjustment and role of teacher

UNIT 1: Child Development

- Educational Psychology: Meaning, Nature, Scope and Role of Educational Psychology in Teaching-Learning Process.
- Concept of Growth, Maturation and Development.
- Principles of Growth and Development.
- Heredity and Environment: Concept, Importance of Heredity and Environment in Child's Development.

Unit 2: Managing Individual Differences

- Individual Differences: Meaning, Dimensions (Cognitive Abilities, Interest, aptitude, Creativity, Personality, Emotions, Values, Attitudes, Study Habits, Psycho-motor Skills, Self-concept and Gender).
- Causes of Individual Differences (Race, Sex, Heredity, Social, Economic Status, Culture, Rural-Urban Home, Language Spoken and Language of Instruction).
- Characteristics, Identification and Remedial Measures for diverse learners (Creative, Slow, Gifted Learners, Learners with Specific Learning Disabilities).
- Role of Teacher to minimize Individual Differences.

Unit 3: Social, Emotional and Moral Development

- Social Development: Meaning, Stages and Factors affecting Social Development, Characteristics of Social Development during Childhood and Adolescence.
- Emotional Development: Meaning, Factors affecting Emotional Development, Characteristics of Emotional Development during Childhood and Adolescence.
- Moral Development: Meaning, Stages (Kohlberg), Factors affecting Moral Development, Characteristics of Moral Development during Childhood and Adolescence.
- Childhood and Adolescence: Meaning, Characteristics, Developmental Task of Adolescents, Problems of Adolescence Period.

UNIT 4: Cognitive and Personality Development

- Cognitive Development: Meaning, Factors affecting Cognitive Development, Characteristics of Cognitive Development during Childhood and Adolescence.
- Theories of Cognitive Development (Piaget and Bruner).
- Personality Development: Meaning, Factors affecting Personality, Developmental Stages of Personality (Views of Sigmund Freud and Allport)
- Adjustment: Meaning, Types and Factors affecting Adjustment, Symptoms of Maladjustment and Role of the Teacher.

Activities (Any one of the following)

- Prepare a report of administration and interpretation of any one psychological test, selecting one from: Personality/Adjustment/Mental Health.
- Visit to a school and write a report on problems being faced by the students
- Administration of an individual test and preparing a report.

Paper II

Contemporary India and Education

Marks: 100 (80 + 20)

Course objectives:

The student teachers will be able to:

1. Understand the Constitutional Provisions for Education in India.
2. Understand the Fundamental Rights, Duties and Directive Principles of the State Policy.
3. Understand the aims of Education as per Constitutional Values.
4. Develop competencies to understand the various issues related to Education and remedial measures.
5. Understand the Constitutional provisions for inequality, discrimination and marginalization in UEE
6. Realize the importance of Right to Education and the provision made for realizing it.
7. Understand the importance of Education for the marginalized groups.
8. Acquaint with the policy initiatives, educational policies and programme in Contemporary India.
9. Acquaint with the emerging concerns and educational development in India.

Unit –I: Education and the Indian Constitution

Indian Constitution: Preamble, Rights and Duties, Directive Principles of the State Policy and Aims of Education as per Constitutional Values; Constitutional Provisions for Education: Article 14, 15, 21A, 45, 46 and 51A (K).

Unit –II: Inequality, Discrimination and Marginalization in Universalization of Education

1. Equality of Educational Opportunities: Meaning, Objectives and Scope
2. Discrimination: Meaning, Factors and Constitutional Safeguards
3. Right to Education: Historical Development, Provisions, Issues and Challenges in Implementation.
4. Education of the Marginalized Groups (Women and Socially Disadvantaged) : Status, Issues and Constitutional Provisions.

Unit –III: Policy Initiatives for Universalization of Elementary Education

1. Kothari Commission (1964-66) and NPE (1986, 1992) and Recommendations for UEE.
2. Operation Black Board: Concept and Provision

3. DPEP and SSA: Objectives, Provisions, Implementation and Evaluation.
4. MDM: Objectives, Implementation and Problems

Unit –IV: Emerging Concerns and Education

1. Education for Environmental Conservation: Global Environmental Crises, Local Environmental Issues, Steps for Environmental Conservation and Regeneration.
2. Liberalization, Globalization and Privatization and their Impact on Indian Education
3. Social Basis of Education in the Context of Society, Culture and Modernity
4. Community Participation and Educational Development

Activities (Any One of the following)

1. Presentation on various National Educational Policies.
2. Preparation of reports on the State and Centrally Sponsored Schemes of Education like SSA, RMSA, MDM.
3. Conduct surveys on educational problems at school level.

Paper III

LANGUAGE ACROSS THE CURRICULUM

Marks: 50 (40 + 10)

Course Objectives:

The student teachers will be able to:

- 1). Understand the nature, importance and use of Language.
- 2). Acquaint with some latest methods and approaches for planning of successful language teaching.
- 3). Identify and be sensitive to the proficiency, interests and needs of learners.
- 4). Practice learner centered methods and techniques in the classroom.
- 5). Use technology to enrich language teaching.
- 6). Encourage continuous professional development.

UNIT 1 - LANGUAGE AND SOCIETY

- Meaning, Nature and Scope of Language, Role of Language in life: Intellectual, Emotional, Social, Literary and Cultural Development
- Characteristics of Language Development
- Factors affecting Language Learning: Physical, Psychological and Social

- Theories of Language: Divine Gift Theory, The Pooh or The Interjectional Theory, The Ding-Dong Theory, The Yo-He-Ho- Theory, The sing- song Theory, The Ta-Ta Theory, The Babble- Luck Theory, The Tongue-Tie Theory, The Contact Theory.

Unit 2: CURRICULAR PROVISIONS, POLICIES FOR LANGUAGE EDUCATION AND DEVELOPMENT OF LANGUAGE SKILLS:

- Position of Languages in India; Articles 343-351, 350A; of Constitution of India
- Kothari Commission (1964-66); NPE-1986; POA-1992; National Curriculum Framework-2005 (Language Education), NCFTE - 2009 (Language Education).
- Meaning, Importance and Need for development of Language Skills.
- Approaches to Language Learning: Traditional Method, Textbook Method Communicative Method, Grammar-cum-Translation Method, Principles and Maxims of Language Learning

Activities (Any One of the following):

Discuss ‘Multilingualism as a Resource’

Analyze s advertisements aired on Radio/Television on the basis of language and gender.

Analyze few passages from Science, Social Science and Mathematics textbooks of Classes VI to VII and Write a Report based on Following Issues

- (i) How the different registers of language have been introduced?
- (ii) Does the language clearly convey the meaning of the topic being discussed?
- (iii) Is the language learner-friendly?
- (iv) Is the language too technical?
- (v) Does it help in language learning?

Paper IV

Understanding Disciplines and Subjects

Marks: 50 (40 + 10)

Course objectives:

The student teachers will be able to:

1. Understand the nature of discipline and school subjects
2. Differentiate between school subjects and curriculum.
3. Integrate and apply concepts and theories in real classrooms.

UNIT-1: Concept of Discipline

Nature and role of Discipline knowledge in School Curriculum

Paradigm shift in the nature of discipline

Emergence of School subjects and disciplines from Philosophical, Social and Political Contexts.

Needed changes in the Discipline Oriented Text Books

UNIT-2: Quality in Classroom Learning

Indicators of Quality Learning

Teaching and Learning as Interactive Process

Major issues in classroom learning: Catering individual differences, student-teacher interaction in the classroom.

Learning beyond text books- other sources of learning

Activity (Any one of the following)

1. Prepare a report mentioning the changes required in current school level text books prescribed by CBSE or HPBSE.
2. Prepare a report highlighting major issues and concerns in teaching of Mathematics or English at secondary school stage.

Paper V

TEXT READING AND REFLECTIONS

Marks: 50 (40 + 10)

Course objectives:

The student teachers will be able to:

- 1). Learn to read Newspaper, Follow Radio, TV & Internet media critically and with understanding.
- 2). Form and exchange viewpoints on political and social Issues.
- 3). Distinguish fact, fiction and opinion in Newspaper articles.
- 4). Develop teachers professionally and support their aspirations as teachers.

UNIT-I: Analytical and Critical Thinking

Analytical and Critical Thinking: Meaning and Importance for Reading and Writing.

Role of Critical Reading and Critical Thinking in Enhancing Writing Skills.

Ways of Developing Reading Skills: Importance of Developing Reading Skills; Reading Aloud and Silent Reading; Extensive Reading; Study Skills including using Thesaurus, Dictionary, Encyclopedia.

Ways of developing Writing Skills: Formal and Informal Writing (such as Poetry, Short Story, Letter, Diary, Notices, Articles, Reports, Dialogue, Speech and Advertisement).

UNIT-II: Pedagogies of Reading and Writing

Models of Teaching, Models for assessing the components of Reading (Phonemic Awareness, Phonics, Fluency, Vocabulary, and Text Comprehension).

Instructional Approaches for Developing Students' Concepts of Gr

ammar, Punctuation, Spelling and Handwriting.

Responding to the Texts: Approach to Response Based Study (The Core of the Text, Personal Connection, Reading Beyond the Text, Revisiting the Text).

Responding to the Contexts: Sharing Responses (Purpose of Sharing, Role of the Teacher and Benefits of Sharing).

ACTIVITIES (Any one of the following):

1. Writing a review or a summary of the text with comments and opinion.
2. Student teacher will select news paper/magazine articles on topics of contemporary issues

3. REFLECTION EXERCISES:

- Why did this particular (event, barrier, success, accident) happen?
- What was the best thing I did and why?
- If I did this again tomorrow, what would I do differently?

Paper VI Learning and Teaching

Course objectives:

Marks: 100 (80 + 20)

The student teachers will be able to:

- Understand the nature, characteristics of learner and principles to make teaching-learning effective and productive
- Explain the concept, nature of learning as a process and conditions of learning
- Describe the Gagne's types of learning
- Explain the concept, types and strategies to develop memory

- Understand nature, causes, factors and strategies to minimize forgetting
- Apply the knowledge and understanding of the learning process, principles and theories of learning with their educational implications.
- Describe the concept, importance and level of transfer of learning
- Explain higher mental processes like concept formation and mind mapping
- Explain the role of teacher in teaching-learning situations as transmitter of knowledge
- Understand concept, principles of teaching, levels and phases of teaching
- Identify different learning styles of learners and their implications for the teaching
- Understand need and types of models of teaching

Unit 1 Learner and Learning

- Changing Nature of Learner, Characteristics of Effective Learner, Guiding Principles to make Teaching-Learning Effective and Productive, Characteristics of Student with Learning Disabilities
- Concept and Nature of Learning as a Process, Learning Curve, Conditions of Learning - objective, subjective and methodological, Learning and Maturation. Learning as an outcome -Achievement and Performance.
- Gagne’s Types of Learning, Events of Instruction, Learning Outcome.
- Memory - Concept, Types and Strategies to develop Memory; Forgetting - Nature, Theories (Interference Theory, Trace Change Theory, Forgetting as Retrieval Failure), Factors and Strategies to Minimize Forgetting

Unit II : Understanding the Learning Process

- Learning: Meaning, Types and Levels of Concept Development, Strategies for Concept Learning
- Non-associative Learning- Habituation and Sensitization, Learning through Association – Classical Conditioning, Learning through Consequences – Operant Conditioning, Learning through Trial and Error, Learning through Observation – Modeling/Observational Learning, Learning through Insight – Discovery Learning and their Educational Implications
- Social Constructivist Learning – Concept of Vygotsky, Nature and Implications.
- Transfer of Learning: Concept, Types and Strategies to Maximize Transfer of Learning

Unit III: Teacher and Teaching

- Teacher: Qualities and Role in the Changing Scenario -- Transmitter of Knowledge, Model, Facilitator, Negotiator and Co-learner
- Concept of Teaching , Principles and Maxims of Teaching, Teaching as a Profession: Meaning of Profession, Characteristics of a Profession, Professional Ethics for the Teachers, Role of Teacher Training in Developing Professionalism in Teachers Educators
- Relationship between Teaching and Learning, Principles of effective Teaching and Learning, Diverse Teaching Strategies for Diverse Learner
- Learning Styles of Learners and their Implications for the Teaching

Unit IV: Phases and Models of Teaching

- Phases of Teaching: Pre-active, Interactive and Post Active. Operations involved in each.

- Models of Teaching: Meaning, Need, Types and Elements of Model of Teaching, Basic Teaching Models (Glaser).
- Concept Attainment Model (Bruner) and Advance Organiser Model (Ausbel), Problem Solving Teaching Model.
- Strategies of Teaching: Brain Storming, Simulation, Role Play and Gaming, Factors affecting the process of Learning and Teaching.

Activities (Any one of the following)

1. A study of educational, social & cultural functions of any informal agency of education.
2. Prepare a report of educational problems of learners in any school.
3. Prepare a report of problem of SC/ST/Backward/ Minority group of children in the rural & urban area of Himachal Pradesh.

Paper VII

ASSESSMENT FOR LEARNING

Marks: 100 (80 + 20)

Course Objectives:

The student teachers will be able to:

1. Understand the nature of assessment and its role in teaching-learning process.
2. Understand the different perspectives of learning on assessment.
3. Realize the need for school-based assessment.
4. Examine the contextual roles of different forms of assessment in schools.
5. Understand the different dimensions of learning and the related assessment procedures, tools and techniques.
6. Develop assessment tasks and tools to assess learners' performance.
7. Analyze, manage and interpret assessment data.
8. Analyze the reporting procedures of learners' performance in schools.
9. Develop indicators to assess learners' performance on different types of tasks.
10. Examine the issues and concerns of assessment and evaluation practices in schools.
11. Understand the policy perspectives on examinations and assessment and their implementation practices.
12. Trace the technology-based assessment practices and other trends.

Unit 1: Perspectives on Assessment

- Concept of measurement, assessment, evaluation and their interrelationship.
- Purposes of Assessment: Prognostic, Monitoring of Learning, Providing Feedback, Selection, Promotion, Placement, Certification, Grading and Diagnostic
- Classification of assessment: based on purpose (prognostic, formative, diagnostic and summative), scope (teacher made, standardized), nature of attribute measured (achievement, aptitude, attitude), nature of information gathered (qualitative, quantitative), mode of response (oral or written; selection or supply), nature of interpretation (norm-referenced, criterion-referenced) and assessment context (internal or external).

- Need for continuous and comprehensive school-based assessment; Grading: Concept, Types and Application; Indicators for grading.

Unit 2: Assessment of Learning

- Dimensions of learning: cognitive, affective and performance.
- Assessment of cognitive learning: types and levels of cognitive learning: understanding and application; Thinking skills –convergent, divergent, critical, problem solving, decision making and procedures for their assessment.
- Assessment of affective learning: Attitude, values, interests and procedures for their assessment.
- Assessment of Performance: Tools and techniques for assessment of skills; Use of Projects, Assignments, Work sheets, Practical work, Performance based activities.

Unit 3: Planning, Executing, Interpreting and Reporting of Assessment

- Difference between instructional, learning and assessment objectives; Stating of assessment objectives in behavioural terms.
- Construction/selection of test items; Guidelines for construction of test items; Guidelines for administration and scoring; Preparation of blue-print; performing item analysis.
- Processing test performance: Calculation of percentages and central tendency measures; graphical representations; Analysis and interpretation of learners 'performance; Reporting learners 'performance –Progress reports, Cumulative records, Portfolios.
- Means of providing remedial instruction for improving learning, Using feedback for reporting to different stakeholders – learners, parents and administrators; Use of feedback for teachers' self-improvement.

Unit 4: Issues, Concerns and Trends in Learning Assessment

- Existing Practices: Unit tests, half- yearly and annual examinations, semester system, Board examinations and Entrance tests, State and National achievement surveys, Use of question banks.
- Issues and Problems: Marking Vs. Grading, Non-detention policy, Objectivity Vs. Subjectivity, Impact of entrance tests and public examination on teaching and learning – the menace of coaching
- Policy perspectives on examinations and assessment: Recommendations of NPE, 1986 and NCF, 2005.
- Trends in assessment and evaluation: Online examination, Peer assessment, Self-Assessment, Computer-based examinations and other technology-based assessment practices.

Activity (Any One of the Following):

1. Construct an achievement test in any subject of your interest containing a minimum of 50 items with its marking scheme and scoring procedure.
2. Visit an elementary school and prepare a report on the assessment and evaluation practices adopted by the school teachers.
3. Study the parameters / indicators followed in Continuous and Comprehensive Assessment System of CBSE and HP State Education Department. Prepare a critical report highlighting the similarities and differences in the two systems.
4. Visit a school and study how the progress reports and cumulative records of students are maintained by the teachers. Prepare a detailed report highlighting the content and format of students' progress reports and cumulative records.

Paper VIII
DRAMA AND ART IN EDUCATION

Course objectives:

Marks: 50 (40 + 10)

The student teachers will be able to:

1. Understand the concept and importance of various arts in human life.
2. Understand aims, objectives and principles of performing and visual arts.
3. Appreciate Indian folk and visual and performing arts.
4. Understand various methods and techniques of teaching creative arts.
5. Understand the importance of visits in arts exhibitions and cultural festivals.

UNIT-I: Origin and Development of Art in India

1. Meaning of Art: Concept and Scope of Art.
2. Origin & development of Arts in India with special reference to the performing and visual arts.
3. Importance of various Arts in Life and Education.
4. Aims and objective of teaching performing and visual arts, Principles of Art.

UNIT-II: Methods and Approaches of Teaching Creative Arts

1. Understanding Indian folk and visual and performing arts.
2. Methods of teaching creative arts: a. Lecture cum Demonstration method. b. Direct Observation method. c. Method of Imagination and Free Expression.
3. Importance of visits in art exhibitions and cultural festivals.
4. Process of preparing canvas, Types of Colours and Paints.

Activity (Any one of the following):

Practical work to be submitted by students during the session: Size-½ Imperial Size Sheet. One Canvas in size 18'X 22' to be submitted along with the sheets.

- I. Landscapes - 1
- II. Still life – 1
- III. Poster – 1

Paper IX – A (i)

TEACHING OF PHYSICAL SCIENCES

Course objectives:

Marks: 50 (40 + 10)

The student teachers will be able to:

1. Familiarize with nature of physical science.

2. Formulate instructional objectives in behavioural terms.
3. Apply various approaches and methods of teaching physical science.
4. Select and integrate various kinds of instructional media.

UNIT-I : Foundations of Physical Science

- Meaning, Nature and Scope of Physical Science.
- Aims and Objectives of Teaching Physical Science; Taxonomy of Educational Objectives; Writing Instructional Objectives in Behavioural Terms.
- Importance of Physical Sciences as a Subject of the School Curriculum.
- Brief life history of Eminent Indian Scientists and Their Contributions- C. V. Raman, J.C.Bose, Satyendranath Bose, Vikramsarabhai, Homi Jahangir Bhabha, A. P. J. Abdul Kalam.

UNIT-II: Curriculum, Methods and Approaches of Teaching Physical Sciences.

- Curriculum in Physical Science: Meaning, Objectives, Principles and Steps of Curriculum Construction.
- Process of Evaluation of Physical Science Curriculum at School Level.
- Methods of Teaching Physical Science with Reference to Lecture, Lecture-Cum-Demonstration, Project Method, Problem Solving Approach, Laboratory, Heuristic and Inductive-Deductive Approach, CAI.
- Activity Approaches and Non-Formal Methods of Teaching Physical Sciences in terms of Field Trips, Science Club, Science, Museum, Science Fairs.

Activity (Any one of the following)

- 1.Preparation of a low cost and no cost teaching aids and studying their effectiveness a classroom transaction.
2. Developing a unit plan of own choice.
- 3.Prepare a report on critical analysis of physical sciences curriculum prescribed by HPBSE / CBSE for secondary school stage.

Paper IX – A (ii) TEACHING OF LIFE SCIENCES

Course objectives:

Marks: 50 (40 + 10)

The student teachers will be able to:

- 1.Understand various objectives of teaching life sciences and to write the same in behavioural terms.
2. Understand and apply various methods of teaching life sciences.
- 3.Understand, analyze and improve present curriculum of life sciences operative at school level.
- 4.Understand the importance and appropriate use of different audio visual aids and improvised apparatus in Indian conditions with reference to concepts to be taught.

Unit 1: Foundations of Teaching of Life Science

- Meaning, nature and scope of Life Science, Historical development of Life Sciences in secondary school curriculum, Importance of Life Science in school curriculum.
- Aims and Objectives of Teaching Life Sciences at secondary stage; Writing instructional Objectives in behavioural terms. Formulation and classification of Instructional Objectives for teaching of Life Sciences with reference to cognitive, affective and psychomotor domains.
- Life Sciences Curriculum at School stage: concept, scope and principles of curriculum construction, approaches of curriculum construction such as concentric approach, topical approach and unit approach.
- Process of Evaluation of Life Sciences Curriculum at School level (HPBSE and CBSE).

Unit 2: Teaching Methods, Approaches and Techniques

- Teaching methods in Life Science: lecture method, lecture-cum demonstration method, project method, heuristic method, laboratory method.
- Approaches in Life Science: Inductive-deductive approach, problem solving approach, computer assisted instructions and web based instructions.
- Visualizing, Organizing and contextualizing learning situations through :Field Trips, Biological Associations, Science Fairs and Exhibitions, Botanical Garden, Museum, Aquarium and Vivarium, Biological Clubs, Science Excursions, Concept Mapping
- Facilitating Life Science Learning: issues in practice; collaborative learning, peer learning; dealing students in heterogeneous classes.

Activity (Any one of the Following)

The student teacher will perform the following experiments and record them in the practical journal/file:

1. To prepare a temporary mount of a leaf peel to show stomata.
2. To show experimentally that carbon dioxide is given out during respiration.

Prepare a report on critical analysis of life sciences curriculum prescribed by HPBSE / CBSE for secondary school stage.

Paper IX – A (iii) TEACHING OF MATHEMATICS

Course objectives:

Marks: 50 (40 + 10)

The student teachers will be able to:

1. understand the nature and characteristics of Mathematics.
2. know the importance and values of teaching mathematics.
3. understand the relationship of mathematics with other subjects of school curriculum.
4. understand aims and objectives of teaching mathematics at school stage.
5. state objectives in behavioural terms with reference to concepts and generalizations.

6. understand the contribution made by Indian and Western mathematician.
7. apply various methods of teaching of mathematics.
8. differentiate between methods and techniques of teaching mathematics.

Unit 1: Foundations of Mathematics Education

- Mathematics: Meaning, Nature, Importance and Place of Mathematics in Daily Life and School Curriculum.
- Aims and Objectives of Teaching Mathematics: Concept and Meaning, General Aims of Teaching Mathematics, Formulation and Classification of Objectives in Behavioural terms with Reference to Cognitive, Psycho-motor and Affective Domains.
- Concept of Vedic Mathematics, Contributions of Indian Mathematicians: Bhaskaracharya, Aryabhata and Ramanujam; Contributions of Western Mathematicians: John Venn and Pythagoras.
- Curriculum Construction in Mathematics, Selection and Organization, Factors affecting Change in Mathematics Curriculum, Process of Evaluation of Mathematics Curriculum at School Level.

Unit 2: Teaching Methods/Approaches and Techniques

- Methods of Teaching Mathematics: Project Method, Problem Solving and Laboratory Method.
- Approaches of Teaching Mathematics: Inductive-deductive, Analytic-synthetic, Heuristic.
- Techniques and strategies of teaching Mathematics: Drill and Practice, Assignment, Homework, Supervised Study, Play Way Technique, and Activity Based Technique.
- Strategies for Teaching of Mathematics to CWSN (Gifted, Slow Learners, Learners with Dyscalculia). Difficulties Faced by the Teachers in Teaching of Mathematics and Suggestive measures to overcome them.

Activity (Any One of the Following)

1. Prepare any one self-made working (3-dimensional) teaching model from locally available resources for teaching of mathematics at senior secondary stage.
2. Power point presentation on any one topic of mathematics of standard VI to X .
3. Prepare a report on critical analysis of Mathematics curriculum prescribed by HPBSE / CBSE for secondary school stage.

Paper IX – A (IV) TEACHING OF SOCIAL SCIENCES

Course objectives:

Marks: 50 (40 + 10)

The student teachers will be able to:

1. Understand meaning, nature and scope of social sciences.
2. Understand the need and importance of teaching social sciences and relationship of social sciences with other subjects of school curriculum.
3. Understand aims and objectives of teaching social sciences at school stage.
4. Acquaint with different approaches of teaching social sciences at school stage.
5. Select and use appropriate methods and approaches of teaching social sciences.

UNIT – I: Foundations of Social Sciences Education

1. Meaning, nature, need and scope of Social Sciences.
- 2.Importance of Social Sciences, relationship of Social Sciences with other subjects of school curriculum.
- 3.Curriculum in Social Sciences: Meaning, importance and principles of curriculum construction. Process of Evaluation of Social Sciences Curriculum at School Level.
- 4.Aims and objectives of teaching Social Sciences at School Stage. Writing instructional objectives in behavioural terms. Co-Curricular activities in Social Sciences.

UNIT – II: Approaches and Methods of Teaching of Social Sciences

- 1.Approaches of Teaching Social Sciences: logical, concentric, spiral, chronological and co-relational, inductive and deductive.
- 2.Methods and Techniques Teaching Social Sciences: Meaning, Characteristics, types (Lecture method, lecture-cum-demonstration method, project method, story-telling method, observation method, discussion method, socialized recitation method, problem solving method and team teaching).
- 3.Techniques of Teaching Social Sciences: Learning by doing, learning by experience, supervised study, role play, brain storming, field visits and exhibition.
4. Difference among Approach, Method and Techniques of Teaching.

Activity:

Prepare a report mentioning in detail the procedure of applying project method of teaching any topic of social sciences. Explain with the help of a suitable example.

Prepare a report on critical analysis of social sciences curriculum prescribed by HPBSE / CBSE for secondary school stage.

Paper IX – A (v) TEACHING OF COMMERCE

Course objectives:

Marks: 50 (40 + 10)

The student teachers will be able to:

1. Understand Importance and Principles of Commerce.
2. Acquire knowledge of present Commerce Scenario in India
3. Acquire competencies necessary for Commerce teaching.
- 4.Develop the competencies of Commerce teacher with the present needs of the environment.

Unit 1: Fundamentals of Commerce Teaching

Meaning, nature, scope and importance of teaching commerce; Historical development of teaching commerce. Place of commerce as a subject in the school curriculum; Relationship of commerce with other school subjects. Aims and objectives of teaching commerce at school level and writing Instructional objectives in Behavioural terms. Curriculum in Commerce: Meaning, importance and principles of curriculum construction of commerce. Approaches of curriculum construction – Concentric approach, Topical approach and unit approach, Process of Evaluation of Curriculum of Commerce.

Unit 2: Approaches in Teaching of Commerce

Methods of teaching Commerce: Lecture Method, lecture-cum-demonstration method, project method.

Inductive-deductive and Problem Solving approach of teaching Commerce. Techniques of teaching Commerce: Question-answer, seminar, role playing, report-back sessions, simulation and gaming. Role of ICT in teaching of Commerce: Need, function, techniques; E- Commerce.

Activity (Any one of the Following)-

1. Report of any MNC
2. Prepare a report on critical analysis of Commerce curriculum prescribed by HPBSE / CBSE for senior secondary school stage.

Paper IX – A (vi)
TEACHING OF ENGLISH

Course objectives:

Marks: 50 (40 + 10)

The student teachers will be able to:

- 1). Understand the nature, importance and use of English language.
- 2). Identify the proficiency, interests and needs of learners.
- 3). Understand methods and approaches of Teaching English Language.
- 4). Develop language skills: listening, speaking, writing and reading for Communication purpose.

Unit 1: Nature of English Language

- 1). Concept, importance and functions of English language; Importance of English in a Multi-lingual society.
- 2). Aims and objectives of teaching English language, Writing instructional objectives in behavioural terms.
- 3) Basic Linguistics and General Principles of English Language; Phonetics: Meaning, importance and phonetics symbols.
- 4) Curriculum Construction in English: Concept, Principles and Process of Evaluation of English Curriculum at School Level.

Unit 2: Teaching Methods, Approaches and Techniques of Teaching English

- 1). **Methods of Teaching English:** Various types of Methods, Dr. West Method, Substitution Method, Bilingual Method. Grammar and Translation method.
- 2). **Approaches in Teaching English:** The Situational Approach, The Structure Approaches, Linguistic, Communicative Approach, Co-Operative Learning. Critical Analysis of various Teaching Approaches.
- 3). **Teaching of Prose, Poetry, Composition and Grammar- Objectives and Methodology.**

- 4). **Techniques of Teaching English:** Learning by doing, role play, brain storming, field visits, cooperative learning technique etc.

Activities (Any one of the following):

- 1). Discussion on the Topic 'Mother Tongue and Other Tongue'.
- 2). Organize language games, Quizzes, Debates, group-discussion and other co-curricular activities in the teaching and learning of English.
- 3). Plan language game as a media for teaching of English in classroom.
- 4). Prepare a report on critical analysis of English curriculum prescribed by HPBSE / CBSE for secondary school stage.

Paper X

School Internship / Practice Teaching

1. The internship in teaching / practice teaching in second semester of B. Ed. Course (Second semester of B. Ed. Course in case of CDOE) will be of four weeks duration.

The candidates pursuing B. Ed. course through CDOE will prepare and submit following lessons which will be graded by the concerned course teacher deputed by PCP coordinator on a four points letter grading scale i.e. A, B, C and D (excellent, very good, good and satisfactory).

2. 12 Observation Lessons (6 per Teaching Subject) of Senior School Teachers.
3. 12 Macro Lessons / Practice Lessons (6 per Teaching Subject)

Paper IX - B (i)

TEACHING OF PHYSICAL SCIENCES

Course objectives:

Marks: 50 (40 + 10)

The student teachers will be able to:

1. Select and integrate various kinds of instructional media.
2. Organize various co-curricular activities.
3. Select appropriate text books.
4. Explain the concept of evaluation.
5. Plan lessons in physical science.

UNIT- I : Learning Resources in Physical Sciences

- Text Books- Meaning, Types, Importance, Uses and Evaluation of Text Books.
- Laboratory Materials- Importance, Planning, Designing and Maintenance of Different types of Laboratory Materials, Common Accidents and their prevention in Science Laboratories.

- Journals, Handbooks, Student's Work Books, Display-Slides, Audio-Visual Support Material, Smart Classrooms, e- learning Resources.
- Teaching Aids: Classification of Teaching Aids and Their Description. Importance of Teaching Aids in Teaching Physical Science; Preparation and Development of Low Cost Improvised Apparatus.

UNIT-II: Planning for Teaching, Assessment and Evaluation

- Unit and Lesson Planning: Need, Advantages, Steps, Various Approaches and Strategies of Lesson Planning.
- Meaning and Difference between Assessment and Evaluation; Evaluation in Physical Sciences- Importance and Types of Evaluation viz. Formative and Summative.
- Common Difficulties in learning Physical Sciences and Remedial measures- procedures in preparation of Criterion Referenced and Norm Referenced Tests.
- Evaluating Outcomes of Science Teaching; Preparing Different Type of Test Items and Their Advantages and Limitations; Diagnostic Testing and Remedial Teaching.

Activity (Any one of the following)

- Seminar on contribution of eminent Indian Scientists to science and their implication in science advancement.
- Developing an action plan for organization of a science exhibition, framing guidelines on a selected theme and various sub-themes.

Paper IX - B (ii) TEACHING OF LIFE SCIENCES

Course objectives:

Marks: 50 (40 + 10)

The student teachers will be able to:

1. Relate the knowledge of life sciences with other subjects of school curriculum.
2. Develop basic teaching skills for improvement of teaching-learning process.
3. Get familiar with principles and materials for setting an ideal life science laboratory.
4. Understand the present techniques of evaluation in life sciences.

Unit 1: Learning Resources in Life Sciences

- Learning Resources: Meaning, types, functions, preparation and utilization of learning resources in Life Sciences; Models, Blackboards, Charts, Television, Computer, Educational CD's and use of Smart Classrooms; Effective use of Life Science Text Book as a learning resource.
- Life Science teacher: qualities and professional growth.
- Organization of Life Science Laboratory: layout of laboratory, Procuring and Maintenance of equipment's for Life Science Laboratory and use of Laboratory for practical

work and teaching of Life Sciences. Accident prevention and first aid requirements in Life Science Laboratory.

- Developing Teaching Skills as a base for effective teaching with special reference to Blackboard writing, demonstration, explanation, illustrating with examples, probing questions, stimulus variation and reinforcement.

Unit 2: Planning for Teaching of Life Sciences and Evaluation techniques

- Importance of Planning for Teaching; Unit Planning and Lesson Planning: meaning, need, advantages, steps and various approaches of lesson planning.
- Evaluation in Life Sciences: purpose of evaluation, types of evaluation, different evaluation techniques with special reference to continuous and comprehensive evaluation (CCE) technique.
- Achievement Test in Life Sciences: Meaning, types of Achievement Tests (Norm Referenced and criterion referenced tests); various steps involved in the Construction and Standardization of Achievement Test; Types of test items: Essay type, Short answer type and Objective type.
- Assessment of Experimental Work/Project Work in Life Sciences.

Activity (Any one of the Following)

The student teacher will perform the following experiments and record them in the practical journal/file:

1. To study (a) binary fission in Amoeba and (b) budding in yeast with the help of prepared slides.
2. To determine the percentage of water absorbed by raisins.

Paper IX - B (iii) TEACHING OF MATHEMATICS

Course objectives:

Marks: 50 (40 + 10)

The student teachers will be able to:

1. Identify learning difficulties in mathematics and adopt appropriate remedial measures.
2. Understand the characteristics and strategies for teaching children with special needs in mathematics.
3. Explain the importance and uses of learning resources in mathematics.
4. Appreciate the importance of mathematics laboratory in learning mathematics.
5. Understand the role of text book, exhibitions and fairs in mathematics.
6. Prepare unit and lesson plans for teaching of mathematics.
7. Construct assessment tools for evaluating mathematics learning.

Unit 1: Teaching and Learning Resources in Mathematics

- Mathematics Learning Resources: Need and Importance, Importance and Organization of Mathematics Club, Mathematics Exhibitions and Mathematics Fairs, and Importance and Setting up of Mathematics Laboratory/Resource Centre.
- Importance of Various Teaching Aids in Mathematics: Developing/Preparing Low Cost improvised Teaching Aids relevant to Local Ethos, Roles of Models, Charts, Chalk board, Instruments, Work Book, Geometry box, Educational CD/DVD ROMs, and Use of Smart Classroom.
- Text book: Qualities of a Good Text Book in Mathematics, Evaluation of Mathematics Text Book prescribed by Himachal Pradesh Board of School education / CBSE for Elementary and Secondary Stage.
- Recreational Mathematics - Riddles, Puzzles, Beautiful Number Patterns and Magic Squares.

Unit 2: Planning for Teaching and Evaluation in Mathematics

- Unit and Lesson Planning: Meaning, Need and Importance, Principles and Steps in Lesson Planning, Essentials of a Good Lesson Plan.
- Various Approaches for Development of Composite Lesson Plans with Special Reference to Arithmetic, Algebra, Geometry, Trigonometry and Statistics.
- Evaluation in Mathematics: Meaning and Types: Formative, Summative and Diagnostic, Continuous and Comprehensive Evaluation: Concept and Techniques with reference to Mathematics.
- Construction of Objective and Essay Type Tests, Development of Achievement Test in Mathematics, Qualities of a Good Achievement Test (Reliability, Validity, Objectivity).

Activity (Any One of the Following)

- Preparation of Case Study of Slow or Gifted learner in Mathematics.
- Preparation of Enrichment program for gifted children in mathematics.
- Construction of Achievement Test.
- Diagnosis of learner difficulty in Mathematics and preparation of remedial exercise.

Paper IX - B (iv) TEACHING OF SOCIAL SCIENCES

Course objectives:

Marks: 50 (40 + 10)

The student teachers will be able to:

1. Prepare achievement test in social sciences.
2. Identify the qualities and responsibilities of a social science teacher.
3. Prepare unit plans and lesson plans in social sciences.
4. Select and prepare the appropriate teaching aids for effective teaching.
5. Acquire skills of analysing text book in social sciences.

UNIT – I: Teaching Learning Resources in Social Sciences

Resources: Reference books, Maps, Atlas, Globe, Teacher Handbook, Question Bank, Library, Resource Centre, e-resources, Documentaries, Museum, Community resources, newspapers and magazines.

Teaching Aids: Meaning, Types and Importance and their merits and demerits.

Text Books: Meaning, Importance of text books in Social Sciences. Qualities of a good text book, Evaluation of text book prescribed at the school stage.

Social Science Teacher: Social Science Teacher qualities, ethics and social and environmental responsibilities of a social Science Teacher.

UNIT – II: Planning for Teaching and Evaluation in Social Sciences:

Unit Planning: Meaning and Importance of unit planning, basic elements and its preparation. Questioning and evaluating approaches of unit planning.

Lesson Planning: Meaning and Importance of lesson planning, basic elements and its preparation. Different approaches of lesson planning.

Evaluation in Social Sciences: Meaning, need, Types and Procedure; Evaluation devices – written, oral, assignment, project work, portfolio, open ended question, open book tests: strengths and limitations, Continuous and Comprehensive Evaluation.

Identification of Difficulties in learning Social Sciences and remedial teaching.

Activity:

Construction of achievement test: Standardized, administered, tabulated, scored and preparing a report for evaluation.

Paper IX - B (v) TEACHING OF COMMERCE

Course objectives:

Marks: 50 (40 + 10)

The student teachers will be able to:

1. Introduce student teachers with the methodology of teaching commerce
2. Make student teachers aware of the values of commerce and the relationship of commerce with other subjects.
3. Encourage student teachers to use a wider range of teaching techniques in order to enable them to plan their lessons in teaching of commerce.

Unit 1: Teaching Learning Resources in Teaching of Commerce

Learning resources and Teaching Aids: Meaning, types, functions, preparation and utilization of learning resources in commerce.

Models, Educational CDs, Diagrams, Pictures, Balance Sheets, Charts, Graphs, Power point presentation, (Multimedia presentation- preparation), Use of internet.

Textbooks: Meaning and importance of textbooks in teaching of commerce. Qualities of a good text book of commerce. Role of text books in teaching of commerce.

Commerce Teacher: Qualities, Ethics and social and environmental responsibilities of Commerce teacher,

Unit 2: Planning and Evaluation in Teaching of Commerce

Unit Planning: Meaning, need and Importance.

Lesson Planning: Meaning, need, advantages, steps, various approaches of lesson planning in teaching of commerce

Evaluation: Meaning and Difference between Assessment and Evaluation, Construction and Standardization of Achievement test in commerce.

Continuous & Comprehensive Evaluation: Concept, techniques and weight age at school level (XI & XII)

Activity (Any one of the Following)-

1. Critical analysis of one unit of Commerce
2. Prepare a Balance Sheet of any Educational Institution

Paper IX - B (vi)
TEACHING OF ENGLISH

Course objectives:

Marks: 50 (40 + 10)

The student teachers will be able to:

- 1). Acquaint with the latest methods and techniques for planning of successful English language teaching.
- 2). Enable the students to use technology to enrich language teaching.
- 3). Make students familiar in the effective use of learning resources.
- 4). Prepare lesson plans in English for instructional purposes.
- 5). Conduct pedagogical analysis of the content in English language and develop Teaching skills.
- 6). Acquire competence in analyzing and evaluating the performance of the students.

Unit 1: Instructional Strategies

- 1). Importance of Instructional Strategies, Meaning Importance & their Effective Use.
- 2). **Instruction Techniques:** Student centered techniques, Teacher centered techniques. Lecture, Discussion, Panel discussion, team teaching, tutorials, guided discovery, Group learning/ co-operative Learning, Computer Assisted Instruction, games, Project work and field trips etc., importance and Limitations of instructional strategies in teaching.
- 3). **Instructional Material/Aids:** Types, Importance and their merits and limitations; ICT in English language teaching; its uses and importance in teaching Language.
- 4). **Language Laboratory:** Concept, Types and Components, Merits and Limitations.

Unit 2: Planning for Teaching and Evaluation of English

- 1) **Unit planning:** Meaning, importance, need and Steps
- 2). **Lesson Planning:** Meaning, importance, steps, Advantages and various Approaches of Lesson Planning

- 3). Meaning of Measurement & Evaluation, Purpose & Functions of Evaluation in English, Continuous and Comprehensive Evaluation, Formative and Summative Evaluation, Strengths and limitations
- 4). Characteristics of a good test preparation in English. Development of Language Test: Essay type, Short type and Objective type. Design and Blue print construction, Marking and grading system, Item-analysis.

Activities (Any one of the following):

- 1). Construction of an Achievement Test
- 2). Preparation of models, maps, charts flash cards, scrap book, Poster, Transparencies / Preparation of educational media software.

Paper XI - A and Paper XI - B

Skill in Teaching (School Subject – I and Subject – II)

Marks: 125 in Each Teaching Subject

In case of CDOE, the internship in teaching / practice teaching in Third semester of B. Ed. Course will be of eight weeks duration. The candidates will prepare and submit following number of lessons which will be examined by the panel of external examiners to be appointed by the University.

- 18 Macro Lessons in Each Teaching Subject (Total 36 Lessons).
- 6 Observation Lessons in Each Teaching Subject (Total 12 Lessons).

The student-teachers will produce the files containing micro teaching lessons and simulated teaching lessons and three handwritten copies of final lesson plans in each teaching subject at the time of final teaching practice examination. The two final lessons delivered by the student teachers along with above mentioned files and reports will be examined by the panel of examiners and due weightage will be given to these records while carrying out evaluation of the student-teachers.

Paper XII

Knowledge and Curriculum

Marks: 100 (80 + 20)

Objectives:

At the end of this course, students will be able to;

- Understand the meaning and principles of curriculum.

- Understand and appreciate curriculum as a means of development of the individual.
- Understand the foundations and evaluation of curriculum.
- Comprehend the different models of curriculum.
- Compare the view point given by different commissions.
- develop an understanding of the concept, need, scope and functions of school management
- develop an understanding of different components of human and material resources of the school
- develop an understanding of the concept, need and importance, types and principles of time-table construction, school-records and co-curricular activities
- develop an understanding of the concept and principles of classroom management

Unit I Knowledge and Education

- Knowledge: Concept, Types and Sources of Knowledge. Distinction between Knowledge and Skill, Teaching and Training, Knowledge and Information, Reason and Belief.
- Bases of Modern Child-centred Education: Concept of Activity, Discovery and Dialogue with reference to Gandhi, Sri Aurobindo, Gijju Bhai and Paulo Freire.
- Education in Relation to Modern Values: Equity, Equality, Individual Opportunity, Social Justice and Dignity with reference to Indian Constitution.
- Concept of Nationalism, Universalization, Secularism and their relationship to Education

Unit II Basis and Principles of Curriculum

- Curriculum: Meaning, Nature, Need and Characteristics of a Curriculum.
- Curriculum Development: Stages and Principles
- Bases of Curriculum: Philosophical, Psychological and Sociological.
- Approaches to Curriculum Development: Subject-centred, Learner-centred and Problem-centred; Defects in Existing School Curriculum.

Unit III Model, Patterns and Approaches of Curriculum Designing

- Models of Curriculum Designing: Administrative Line Staff (Taxler), Grass root-level Planning (Hilda Taba).
- Models of Curriculum Designing: Tyler's Model, Wheeler's Model and Kerr's Model.
- Patterns of Curriculum Designing.
- Approaches of Curriculum Development: Concept, Advantages and Limitations of Centralized and Decentralized Curriculum Designing.

Unit IV Curriculum Evaluation

- Evaluation of Curriculum: Need, Importance and Procedure of Curriculum Evaluation
- Recommendations of Various Commissions: University Education Commission (1948), Secondary Education Commission (1952-53), Education Commission (1964-66) and NPE (1986, 1992) with regard to curriculum development.
- NCF (2005) and its recommendations with regard to curriculum evaluation.

- Continual Evaluation of Curriculum: Feedback from learners, teachers, community and administrators.

Activities (Any one of the following):

- Evaluation of textbook of secondary level class and prepare a report.
- Prepare a curriculum of any subject using Hilda Taba approach

Paper XIII

GENDER, SCHOOL AND SOCIETY

Marks: 50 (40 + 10)

Course Objectives:

The student teachers will be able to:

1. Develop basic understanding and familiarity with key concepts: Gender bias, gender stereotype, empowerment, equity and equality, patriarchy, matriarchy, masculinity and feminism.
2. Understand some important landmarks in connection with gender and education in the historical and contemporary perspective.
3. Learn about gender issues in school curriculum, textual materials across discipline, pedagogical processes and its interaction with class, caste, religion and region.
4. Understand relationship of gender power and sexuality to education (in terms of access, curriculum and pedagogy).

Unit – I: Gender Issues and Gender Studies:

1. Concept of Gender: Meaning of gender equality, need and importance, Gender bias, Gender stereotype.
2. Gender equity and equality in India in relation to caste, class, religion, ethnicity, disability and region.
3. Historical backdrop: Some landmarks from social reform movements of the 19th and 20th centuries with focus on women education.
4. Policy initiatives for Gender equality and women empowerment in India.

Unit – II: Gender, Education and Empowerment

1. Socialization theory of gender and educational implications.
2. Gender identities and socialization practices in: family, school, other formal and informal organizations.
3. Schooling of girls: Inequalities and resistances, issues of access, retention and exclusion (infrastructure and hidden curriculum).
4. Role of education in dealing with social Issues: Domestic violence against women, female foeticide and infanticide and dowry.

Activity:

1. Development of a project on the organizational climate of two schools single sex and co-educational school.

Paper XIV

INCLUSIVE SCHOOL

Marks: 50 (40 + 10)

Course Objectives:

The student teachers will be able to:

1. Understand the concept, nature and types of disabilities
2. Identify the characteristics and need identification of different types of disabled children.
3. Understand the concept, nature and approaches of inclusion in education.
4. Understand and reflect on models of inclusion in education.
5. Acquire knowledge and understanding about the provisions made for disabled children under SSA and RTE Act, 2009.
6. Understand different pedagogical and assessment techniques for inclusion of CWSN.
7. Employ different pedagogical approaches for inclusion of CWSN in regular schools.
8. Develop skills related to creation of disabled-friendly environment and inclusive culture in the schools.
9. Apply various approaches for assessment of knowledge and skills of CWSN.
10. Design & apply remedial instruction procedures for enhancing learning among CWSN.

• Unit – 1 Disabilities and Inclusion in Education

- Disability: Concept and Nature; Disabled Children: Types, Characteristics and their Identification.
- Inclusion in Education: Meaning, Need, Scope and Advantages.
- Constitutional Provisions for Inclusion in Education: SarvaShikshaAbhiyan and Right to Education Act, 2009; Infrastructural Facilities required for Inclusion in Schools; Resource Room: Concept and Material Required.
- Approaches to Inclusion: Full Inclusion and Partial Inclusion; Models of Inclusion: Consultant Model, 3 Dimensional (3D) Model of Inclusion; Ways of Ensuring Community / Parents' Participation in Creating Inclusive Schools.

Unit – 2: Pedagogical and Assessment Approaches for Creating Inclusive Schools

- Pedagogical Approaches for CWSN: Curriculum Adaptation, Activity-based Learning, Developing/Using Specially Designed Resource Materials, Collaborative and Cooperative Learning, Team Teaching; Means of Creating Disabled-Friendly Environment in Schools.

- Assessment Approaches for CWSN: Observation, Continuous and Comprehensive Assessment (Formative and Diagnostic Assessment); Assessment of Group and Collaborative Learning.
- Identifying Barriers to Learning and Participation of CWSN.
- Means of Providing Remedial Instruction and Feedback; Role of School Head and Teachers in Evolving Inclusive Practices and Developing Inclusive Values.

Activity (Any one of the following):

1. Visit a primary school in your locality and identify the pedagogical practices employed by the teachers for inclusion of CWSN. Prepare a detailed report highlighting pedagogical practices, their relevance and difficulties faced by teachers.
2. Visit a School where resource room has been established by the State Govt. Interact with the in-charge of resource room and prepare a report highlighting its layout, types of equipment's and their usage by the teachers for imparting education in inclusive settings.
3. On the basis of interaction with school teachers and parents of disabled children, explain the major social and psychological barriers in the way of educational inclusion of CWSN. Prepare a detailed report by suggesting certain measures for improvement.

Paper XV

ICT IN TEACHING-LEARNING PROCESS

Marks: 50 (40 + 10)

Course objectives:

The student teachers will be able to:

1. Understand the concept and role of ICT in construction of Knowledge.
2. Identify the challenges in integration of ICT in school education.
3. Understand computer fundamentals.
4. Employ hands-on-experience on computer.
5. Apply different Hardware Technologies in Modern Educational Practices.
6. Familiarize with the new trends in ICT.
7. Apply different e-resources for educational purposes.

UNIT I: Introduction to ICT and Computer Fundamentals

Concept of ICT: Meaning & Characteristics; Role of Information Technology in Construction of Knowledge. National Policy on ICT in School Education; Challenges in Integrating ICT in School Education; Computer Fundamentals: Meaning, Components & Types of Computer; Functions of Operating System; Application Software. Computer Application in Learning: Concept, Features and Advantages of Word (Word Processor); Excel (Spread Sheets) and PowerPoint (Slide Preparation & Presentation).

UNIT II: ICT in Teaching – Learning Process

Hardware Technologies and their Applications: Overhead Projector (OHP); Preparing Transparencies, Slide Projector, Audio-Video Recording Instruments. Hardware Technologies and their applications: DLP Projector; Movie Projector; Close Circuit Television (CCTV). New Trends in ICT: Concept, Elements and Advantages of Smart Classroom; EDUSAT. Internet & Online Learning Resources (e- Library, Websites; Web 2.0 Technology and Open Educational Resources) in learning.

Activities (Any one of the following):

1. Prepare your Curriculum Vitae using computer and obtain its printout.
2. Visit an institution having interactive white board and learn its features and functioning and prepare a report.
3. Prepare a Power point presentation for secondary school students.

Paper XVI

UNDERSTANDING THE SELF

Course objectives:

Marks: 50 (40 + 10)

To enable the learners to;

- understand self-concept and its importance in human life
- understand self-confidence and its importance in human life
- understand the nature, classification, sources, and methods of inculcation of human values
- understand the role of different agencies in promotion of human values
- define philosophy of yoga.
- explain the psychological and physiological basis of yoga.
- understand the scientific basis and therapeutic values of Yoga.
- classify yoga and list its instruments.

Unit 1: The Self and Human Values

- Meaning, Nature and Importance of Self-concept and Self-Confidence in Human Life
 - Human Values: Meaning, Nature, Importance, Classification, Sources and Methods of Inculcation.
 - Classification of Values.
 - Role of Family, Educational Institutions, Community and NGO's in Promotion of Human Values
- #### **UNIT 2: Philosophy and Psychology of Yoga**
- Yoga: meaning, nature and importance.

- Concepts of the Prakrit and Purusha (Ishwar): Concept and their relation with each other in Sankhya philosophy.
- Ashtanga Yoga of Patanjali
- Therapeutic Values of Yoga, Yogic Diet & its Impact on Health; Asanas and their effects to promote a sound physical and mental health

Activity (Any one of the Following)

1. Preparation of Scrap Book on any six major Yoga Asanas with their benefits.
2. Select a story / an episode / an incident from an epic or any situation and analyse the human values integrated in it.
3. Preparation of scrap book on any five human Values.

**Paper XVII
HEALTH AND PHYSICAL EDUCATION**

Course objectives:

Marks: 50 (40 + 10)

1. Understand concept of health, hygiene and health education.
2. Differentiate between communicable and non-communicable diseases.
3. Understand the objectives of school health services.
4. Understand the concept and importance of physical education.
5. Develop skills in marking grounds for different games.
6. Organize sports events in schools in future.

Unit-I Health Education

- Definition of Health, Health Education, Health Instruction, Health Supervision; Aim, objectives and Principles of Health Education
- Health Services and guidance instruction in personal hygiene
- Communicable and Non-Communicable Diseases; Obesity, Malnutrition, Adulteration in food, Environmental sanitation; Personal and Environmental Hygiene for schools
- Objective of school health services, Role of health education in schools; Health Services- Care of skin, Nails, Eye health service, Nutritional service, Health appraisal, Health record, Healthy school environment, first - aid and emergency care

Unit- II Physical Education

- Meaning, Definition and Scope of Physical Education, Importance of Physical Education in present era, Misconception about Physical Education.
- Aims and objectives of Physical Education
- Importance of Tournament, Types of Tournament and its organization: structure- knock -out Tournaments, league of Round Robin Tournaments, Combinations Tournament and challenge Tournament

- Organization structure of Athletic Meet.

Activity (Any one of the following):

Mark a Sports ground and Prepare a report mentioning dimensions, rules, regulations and specification of any one of the following games:

1	Volley Ball	2	Badminton
3	Kabaddi	4	Table Tennis
5	Kho-Kho	6	Basket ball
7	Wrestling	8	Hockey

**Paper XVIII
VOCATIONAL AND WORK EDUCATION**

Course objectives:

Marks: 50 (40 + 10)

To enable the pupil-teachers to:

- Understand the need and importance of work experience in education.
- Illustrate the concept of work experience and understand the objectives of introducing work experience as an integral part of education.
- Compare the views of Indian and philosophers on work experience.
- Understand the criteria for selecting work experience for school and organizing work experience programmes.

UNIT-I: Fundamentals of Vocational Education and Work Education

- Meaning, Need, Scope and Importance of Vocational Education in Secondary Schools, Current scenario of Vocational Education in India.
- Quality of Vocational Education in Secondary Schools, Efforts to improve the Quality of Vocational Education
- Concept, Need and Importance of Work Experience: Objectives of introducing work experience in school curriculum; Views of Gandhi and Dewey on Work Experience and Work Education, Recommendations of Indian Education Commission (1964-66), National Policy on Education (1986) and Programme of Action (1992) towards Work Experience.
- Methods of Teaching Work Experience: Lecture - Demonstration Method, Assignment Method, Excursion Method and Exhibition Method

UNIT- II: Components of Work Education

Preparation of Teaching Aids – Meaning, concept, need and significance of Teaching Aids; Classification of Teaching Aids, Material required for preparing Teaching Aids

Campus Beautification - Identification of the campus, Maintenance of campus Fence, raising of lawns and playgrounds, Raising of flower beds, Maintenance of potted plants, Cleaning of classrooms /corridors and identification of places for display of slogans and posters

Library organization – organization and administration of school library, Classification and cataloguing; Readers services: Issue work, Reference work, Periodicals and their selection and use

Medical first Aid –Definition of first aid and its types, Components of First Aid Box, Providing first aid in case of drowning, burning, vomiting, diarrhea, bites and wounds.

Activity (Any one of the following):

1. Preparation of pickles / jam Jellies and other yield with regard to locality available fruits and vegetables.
2. Performance of basic asanas
3. Organization of literacy drive, Environmental awareness

Paper XIX EDUCATION FOR PEACE

Course objectives:

Marks: 50 (40 + 10)

The learners will be able to:

- Understand the concept of peace education.
- Understand the dynamics of transformation of violence into peace.
- Familiarize the nature of conflicts and their resolutions.
- Imbibe the knowledge, attitudes and skills needed to achieve and sustain a global culture of peace and values.
- Understand the contributions of different philosophers in Promoting Peace Education
- Understand different Strategies and Methods of Teaching Peace Education.

UNIT I: Education for Peace and Role of Social agencies

- Meaning, Concept and Need of Education for Peace;
- Practical Steps to build Culture of Peace in Schools and Values for Developing Peace; Teacher as Peace Builder
- Role of Social Agencies (Family, School, Mass Media and NGOs) in Promoting Education for Peace.
- Pedagogical skills and strategies in promoting education for peace.

UNIT II: Methods of Teaching Education for Peace

- Integrating peace concerns in classroom interaction.
- Strategies and Methods of inculcating Peace Values.
- Living together in harmony: The Treasure within.
- Contributions of various thinkers i.e. Gandhiji, Vivekananda and Tagore towards propagating peace.

Activity (Any One of the Following)

1. Prepare a role play of great personalities who worked/ contributed towards Peace.
2. Organize an activity in college to promote peace.
3. Prepare an album of Indian Philosophers and write their thoughts on Peace.

Paper XX
GUIDANCE AND COUNSELLING

Course objectives:

Marks: 50 (40 + 10)

The student teachers will be able to:

1. Understand the meaning, objectives, need, scope and principles of guidance.
2. Acquaint with various types of guidance.
Develop skills in administering and interpreting, testing and non-testing tools of data collection.
3. Develop counseling skills.
4. Organize guidance programme in the secondary schools.
5. Develop the skills to prepare case study, to diagnose and identify problems, prepare report and provide guidance accordingly.

Unit –I: Concept of Guidance

1. Guidance: Meaning, need and scope; Role of school and Teacher in Guidance program.
2. Objectives, principles, procedures, issues and problems of Guidance.
3. Types of Guidance: Educational, Vocational and Personal.
4. Testing Techniques (Intelligence, Aptitude, Personality, Inventory and Achievement Test) and Non-testing Techniques (Observation, Interview, Case Study and Cumulative Record)

Unit –II: Counseling

1. Meaning, Objectives, Principles and Types of Counselling.
2. Approaches of Counselling: Directive, Non-directive and Eclectic.
3. Techniques of Counselling.
4. Organization of Counselling in Schools and Role of Counsellor.

Activities (any one of the following)

1. Interview of a school counsellor.
2. Visit to a guidance or counselling centre and write a report.
3. Administration of individual test and preparing a report.
4. To prepare a case study.
5. Conduct a survey of the problems that are most prevalent in school which need immediate attention of a guidance counselor and prepare a brief report.

(c) Duration of Programme : The B. Ed. programme through Distance Education (CDOE) mode is following Semester System and of a minimum period of two years and a maximum of five years (as per NCTE norms) from the date of admission of the candidate. The personal contact programme will be compulsory for all the candidates and it shall be of 10 days per semester. The personal contact programme shall comprise of academic counseling sessions, workshops and school-based activities.

(d) Faculty and Support Staff Requirement: Four (4) full time teachers have been appointed by the university to run this course according to NCTE regulation, 2014 adopted by UGC. The Programme will be headed by a full time Teacher In-charge & PCP Course Coordinators are also appointed from the Department. For the convenience of learners to attend compulsory PCPs for 10 days in each semester, CDOE, H.P. University has created three study centers within the state to cater the needs of distance learners. These study centres are at CDOE (Building) H. P. University Campus, H.P. University Regional Centre Dharamshala and MLSM College Sundernagar. To conduct PCP's at above said study centres, one Programme Co-ordinator is appointed from Department of Education (CDOE) & to facilitate learners academic counsellors from affiliated teacher education colleges are engaged as per need of the course.

(e) Instructional Delivery Mechanism: CDOE follows ICT enabled approach for transaction of curriculum during PCP. The following delivery mechanism of curriculum transaction during the enrolment of the course:

- i) **Self-Learning Material (SLM):** The printed material of the course in the form of SLM mode will be supplied to the learners during their enrolment to the course.
- ii) **Counselling Sessions (PCPs):** The personal contact programme is compulsory for all the candidates and it shall be of 10 days per semester. The personal contact programme comprise of academic counselling, workshops and school-based activities. The PCPs for B.Ed. course will be conducted at three study centres i.e. at CDOE (Building) H. P. University Campus, H.P. University Regional Centre Dharamshala and MLSM College, Sundernagar.

(f) Identification of media:

The CDOE adopts various media platforms for the advertisements of the courses, admissions, examinations, other necessary information and notifications. Information regarding admission are presented through National newspapers, radio and our official website. Information pertaining to PCP's, assignments and activities are sent through individual SMS, WhatsApp messaging and official website.

(g) Student Support Service system

To facilitate various distance learners in the state of Himachal Pradesh, CDOE has established three LSC (Learning Support Centres). These LSC's are: CDOE HPU at

Shimla, HPU Regional Centre at Dharamshala and MLSM College at Sundernagar. The Coordinators of respective learning support centres and overall In-charge of B.Ed. course provide online /offline guidance to handle the different queries related to the course which includes admission, PCP's, SLM, activities and examinations etc. The coordinator of these PCP provide directions, information on our official website of CDOE and in official WhatsApp groups to facilitate distance learners time to time. To address grievances of learners, CDOE has established Grievance Redressal Mechanism that helps accepting, assessing and resolving their complaints.

(vi) Procedure for admissions, curriculum transaction and evaluation:

(a) Admission Policy/ Criteria for the Programme:

It is being done through physical counselling of the students who are eligible according to NCTE norms and approved 450 seats of all streams in order to meet the roster of CDOE HPU Shimla twice in a year (January and July batch).For admissions to the B. Ed. Programme, advertisements are issued in national and local dailies. The admissions to this course are made solely on the basis of academic merit in qualifying examination in concerned stream of study of the candidate. The documents of the candidates are verified through physical counselling at the headquarters.

(b) Minimum Eligibility: Any candidates with at least 50% marks either in the Bachelor's Degree (Medical/Non-medical/Commerce/Arts) and/or in the Master's Degree in the Sciences/Social Sciences/Humanities/Commerce, Bachelor's in Engineering or Technology with specialization in Science and Mathematics with 55% marks or any other qualification equivalent thereto, and 45 percent marks in case of SC/ST/OBC/Physically handicapped categories in the aforesaid Bachelor's/Master's Degree and 50% marks for Bachelor's in Engineering or technology from a recognized University established by law in India are eligible for admission to the programme. In addition to above eligibility conditions, the candidate should fall under any of the following two criteria:

-Trained in-service teachers in elementary education ((Further as per clarification given by Directorate of Elementary Education, Govt. of Himachal Pradesh vide letter No. EDN-H(Ele)(u)-2/2015(P&D), dated 26th August, 2015, Shastri Teachers with OT training, Language Teacher with LT training, Drawing Masters/Art and Craft Teachers with 2 years diploma, PET/PTI with 2 years diploma are trained teachers as considered by their parent department and thus are eligible for admission in B.Ed. course); Or

-Candidates who have completed a NCTE recognized teacher education programme through face-to face mode and are not able to join the regular courses as they are in service candidates and wish to improve their carrier and to meet potential opportunities.

(c) Fee Structure:

- i) Application Processing & Counseling fee of Rs.1700/- per student,
- ii) Fee for B.Ed. course is Rs. 25160/- per annum (for already registered with H P University) Examination Fee Rs.2800/- will be charged per annum. Tuition fee waiver for Persons with Disabilities (PwD's) is in existence.

(d) Financial Assistance: To support inclusivity in the programme no fee is charged from the Persons with Disabilities (PwD) as per the university norms

(e) Policy of programme Delivery (Curriculum Transaction /medium of instruction)

The curriculum is transacted in blended mode i.e. in the form of self-instructional material & through contact sessions (PCPs in hybrid form). During PCP's, web-based lectures, tutorials, seminars, workshops and Discussions held on academic issues and concerns.

Curriculum Transaction – The curriculum is transacted in blended mode i.e. in the form of self-instructional material & through contact sessions (PCP's). During PCP's, web-based lectures, tutorials, seminars, workshops, academic counselling, school-based activities, practice teaching activities will be performed.

(f) Academic Calendar of the course (Tentative)

Academic Calendar for B.Ed. Programme (Semester System) under Distance Mode

Sr. No.	Name of the Activity	Tentative Month Schedule during Year	
		January Batch	July Batch
1	Release of Prospectus & online application for B.Ed. Programme	As per dates suggested by UGC DEB (January)	As per dates suggested by UGC DEB (July)
2	Physical Counselling Schedule & Induction Programme	February	August
3	Distribution of Student Learning Material (SLM) on spot /By Post	1 st Week of March	1 st Week of September
4	Schedule of Personal Contact Programme (PCP) for B.Ed. Programme 10 days per Semester	April	October

5	Uploading of Assignments on CDOE Website after conduct of PCP	1 st Week of May	1 st Week of September
6	Submission of Assignment with in the 30 days from last date of PCP	Last week of May	Last Week of September
7	Uploading of Internal Assessment of students	1 st Week of June	1 st week of October
8	Examination Schedule	As Notified by COE HPU	As Notified by COE HPU

(g) Policy for Evaluation (Examination/Evaluation Procedure)

Intake: NRC-NCTE, New Delhi has granted recognition of 450 seats. The distribution of seats as i) Non-Medical Stream = 25 Seats, ii) Medical = 25 Seats, iii) Commerce Stream = 25 Seats and iv) Arts Stream = 375 Seats.

Medium of Instruction and Examination: The medium of instruction and examination for the B. Ed. programme will be in English or Hindi.

Evaluation: The performance of a student in each course will be evaluated in terms of percentage of marks with a provision for conversion to grade points. Evaluation for each course shall be done by continuous comprehensive assessment by the concerned course teacher and ESE and will be consolidated at the end of the course. The evaluation system of the students has the following two components: -

- i. **Continuous Comprehensive Assessment (CCA)** accounting for 20% of the total marks assigned to a particular course; and CCA awards assigned by the concerned Programme Co-ordinator & assisting teachers.
- ii. **End-Semester Examination (ESE)** accounting for the remaining 80% of the total marks assigned to a particular course. As per H. P. University ordinance, ESE is evaluated by external subject experts from different universities of the country.

In case of CDOE, ESE refers to End Session Examinations which will be held in the month of June/December each year.

Internship in Teaching / Practice Teaching (For CDOE Students)

- In case of CDOE, the students are required to go through a teaching practice for three months (12 weeks) in the schools where he/she works or in the schools of his/her choice in case of unemployed candidates) under the supervision of senior trained teachers of the concerned school.
- The practice teaching shall be of one month (4weeks) duration during second semester of the

course. These four weeks shall include an initial phase of two weeks for observing regular classroom transaction process by senior trained teachers (of upper primary or secondary stage of education) of the school. The candidates will prepare twelve observation lessons (6 in each teaching subject) and get them verified from the concerned senior teacher. During the remaining two weeks of practice teaching in second semester, the candidates are required to deliver 12 macro/practice lessons (6 in each teaching subject). The macro / practice lessons will be supervised/assessed by the senior trained school teachers (of upper primary or secondary stage of education) and feedback will be provided to the candidates on his/her performance.

- During the third semester of the course, the practice teaching shall be of two months (8 weeks) duration. These eight weeks shall include an initial phase of two weeks for observing regular classroom transaction process by senior trained teachers (of upper primary or secondary stage of education) of the school. The candidates will prepare twelve observation lessons (6 in each teaching subject) and get them verified from the concerned senior school teacher. During the remaining six weeks of practice teaching, the candidates are required to deliver 36 Macro/practice lessons (18 in each teaching subject). The Macro/practice lessons will be supervised/assessed by the senior trained school teachers (of upper primary or secondary stage of education) and feedback will be provided to the candidates on his/her performance.
- The candidates are required to undergo practice teaching only after attending PCP i.e. academic counselling sessions and workshop activities.
- If a candidate, who does not deliver the required number of Micro/Simulated/Observation/Macro/practice lessons and/or any other assigned activities in the PCP/ practice teaching, he/she will not be allowed to appear in final assessment of practice teaching (i.e. final teaching practice examination). At the time of practice teaching examination, the external examiners shall give due weightage to different records of Micro/Simulated/Observation/Macro/practice lessons and other activities assigned to the students.
- The final practice teaching examination will be held in the third Semester after completion of PCP and mandatory number of lessons. For Final Teaching Practice, the candidate must prepare two lessons- one related to each subject of teaching.
- The Board of Examiners will consist of three external examiners to be appointed by the university. The panel of examiners will be drawn by the Director, CDOE and duly approved by the Hon'ble Vice-Chancellor of H. P. University. The Board of Examiners will comprise of the experts in science and arts teaching subjects.

Micro Teaching Lessons and Simulated Teaching Lessons (for CDOE Students):

In case of CDOE, the students are required to deliver following number of lessons during

PCP in workshop sessions in addition to other prescribed workshop activities:

Sr.	Type of Lessons during Workshops	Number of Lessons during 2 nd semester	Number of Lessons during 3 rd Semester
1.	Micro Teaching Lessons	10	10
2.	Simulated Teaching Lessons	05	05

(vii) Requirement of the Laboratory Support and Library Resources

The different laboratories (Mathematics, Life science, Physical Sciences, Social Sciences & Computer Resource Centre) with latest NCTE norms (as per Regulation 2014) are also available to provide practical skills to the learners as per need of the course and curriculum. To assist learners fully dedicated library facility is also available at H. P. University (CDOE) Campus &also at H.P. University Regional Centre Dharamshala.

(viii) Cost Estimate of the Programme and the Provisions

The cost estimate of this course is restricted under the following heads of expenditure:

- Contact Programmes (PCPs) and Assistance for Human resource
- Development of Study materials, Staff training and Development
- Student Support System (Smart Class Rooms, Library and Laboratories)
- Maintenance, Staff &Infrastructure and Research & development etc.

Sr.	Type of Head	Expenditure (Session 2025-2026)	Proposed Cost Estimation (Hike @10%)
1.	Programme Development		
i.	Development and Printing Cost of Self-Learning Material	1,10,79,129/- (For all courses)	1,21,87,042/- (For all courses)
ii.	Purchase of Books for Library	2,08,144/- (For all courses)	2,28,958.4/- (For all courses)
iii.	Stationary	99,663/- (For all courses)	1,09,629.30/- (For all courses)
2.	Delivery		
i.	Advertisement	10,08,474/- (For all courses)	11,09,321.4/- (For all courses)

ii.	Telegram & Postage Charges of Self-Learning Material	18,44,100/-(For all courses)	20,28,510/-(For all courses)
iii.	Expenditure on the Conduct of PCP	45,15,000/-(For B.Ed. only)	49,66,500/-(For B.Ed. only)
3.	Maintenance		
i.	Maintenance and Repairs of Laboratory Computers & Smart Classrooms	1,29,340/-(For all courses)	1,42,274/-(For all courses)

(ix) Quality Assurance Mechanism and expected Programme outcomes

The Himachal Pradesh University has an IQAC with the following objectives:

- The primary aim of the IQAC is to develop system for conscious, consistent and catalytic action to improve the academic and administrative performance of the institution.
- IQAC is to keep the institution abreast of and abuzz with quality sustenance activities on a wide gamut of pertinent issues.
- IQAC is to generate good practices, ideas, planning, implementing and measuring the outcome of academic and administrative performance of the institution.
- The IQAC submits the Annual Quality Assurance Report of the University duly approved by statutory bodies of the University to NAAC regularly.

In the ODL mode, Director, CDOE have already established a Centre for Internal Quality Assurance (CIQA) in accordance with the ODL Regulation, 2017 with the following expected outcomes:

- It tries to ensure quality service to the learners of the subject through development of quality Study Learning Material or SLM, integration of modern methods of teaching learning including usage of ICT and credibility of evaluation procedures.
- It also tries to identify the key areas in which the CDOE should maintain quality.
- Another important function of the CIQA is to prepare Program Project Report (PPR) of the programs/courses being offered by the concerned School/Department or proposed to be launched in the near future with due approval of competent authority.
- As and when the UGC/NCTE asked to revise the curriculum, the ODL curriculum will be changed accordingly.
- Steps will be initiated to install audio-video instructional delivery mechanism.
- Support services will be improved from time to time according to the needs of the learners.

- Self-Instructional Material will be developed in SLM mode by using internal and external faculty and the same is edited by senior Professors.
- Development of quality culture in the campus and encourage creativity and innovation among the faculty and staff.
- Record activities undertaken on quality assurance along with preparation of the PPRs and Annual Reports. The program aims to make learners knowledgeable, proficient and competent enough to secure good job opportunities as well as take up further research work in the field of social sciences.

Expected programme outcomes: Through this programme the quality effective teachers will be produced who will contribute towards social and national welfare. The programme produces the quality resources such as evaluators, counsellors, facilitators, trainers and educators to perform their functions efficiently at their work place through new knowledge, with the use of ICT and to maintain continuous improvement in their day to day work.

This PPR is prepared by the following faculty members of the Department of Education (CDOE) under the guidance of Director, CDOE, H.P. University Shimla.



(Dr. Pardeep Singh Dehal)



(Dr. Monika Sood)


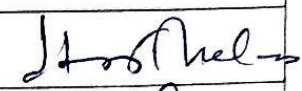
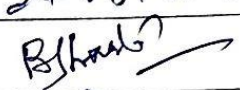






(Dr. Shashi Kant Sharma)



(Dr. Kuldeep Singh Katoch)
Programme Coordinator
Department of Education (CDOE)
H. P. University, Shimla-5

CENTRE FOR INTERNAL QUALITY ASSURANCE (CIQA)

Prof. Pardeep Kumar	(Director/ Chairperson)	
Prof. Hari Mohan(Mathematics)	(Member)	
Prof. Bhawana Jharta (Political Science)	(Member)	
Prof. Kuldeep Singh Katoch (Education)	(Member)	
Prof. Surender Kumar Sharma (Education)	(Member)	
Deputy Registrar (Admn.)/Assistant Registrar (Acad.)	(Convener)	


(Prof. Pardeep Kumar)
(Director (CDOE))

Dated: