


# Student Satisfaction Survey 2022-23

## 1. Preface

The feedback of the various stakeholders plays a pivotal role in the development of the university. Himachal Pradesh University, Shimla has collected feedback on overall institutional performance. The feedback is obtained from Students through Google Form. After the compilation of all responses the report placed before the Internal Quality Assurance Cell to lay down the action take strategies for the suggestions given by stakeholder.

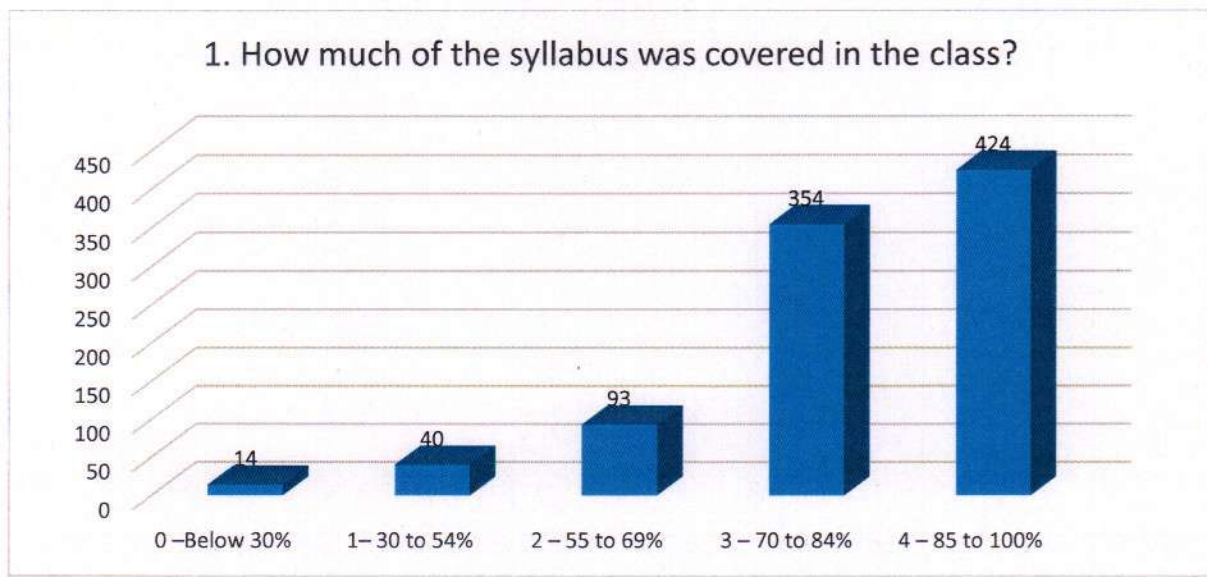
## 2. Objectives of Feedback Process

- To determine the gap analysis of the programme.
- To ascertain the need for the revision of the course content.
- To develop the syllabus as per industrial and societal needs.
- To strengthen the HEI as per recent advances in technology.
- To incorporate the focus on employability, entrepreneurship and skill development.
- To incorporate the mentoring process in the institution.
- To engage students in the monitoring, review and continuous quality improvement of the teaching learning process
- To enable teachers for using ICT tools such as LCD projector, Multimedia, etc. while teaching

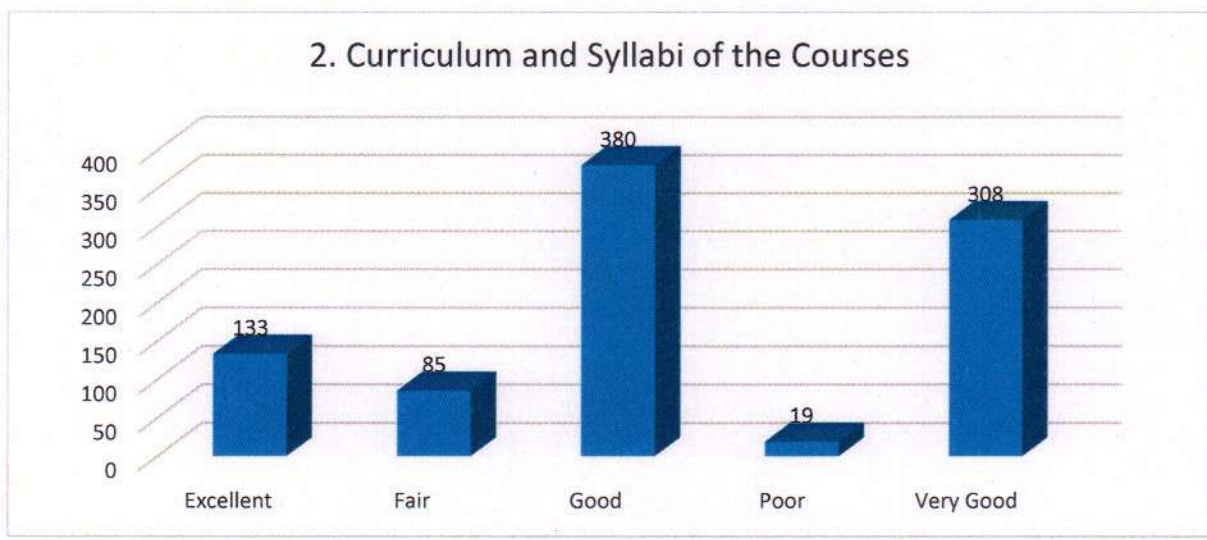
Director   
IQAC  
(Internal Quality Assurance Cell)  
HPU Shimla-05

<b>3. Student Satisfaction Survey (SSS) questionnaire 2022-23</b>					
	<b>Multiple Options</b>				
1. How much of the syllabus was covered in the class?	0 –Below 30%	1– 30 to 54%	2 – 55 to 69%	3 – 70 to 84%	4 – 85 to 100%
<b>Response Recorded</b>	<b>14</b>	<b>40</b>	<b>93</b>	<b>354</b>	<b>424</b>
2. Curriculum and Syllabi of the Courses	Excellent	Fair	Good	Poor	Very Good
<b>Response Recorded</b>	<b>133</b>	<b>85</b>	<b>380</b>	<b>19</b>	<b>308</b>
3. Course delivery by faculty members in the class	Excellent	Fair	Good	Poor	Very Good
<b>Response Recorded</b>	<b>241</b>	<b>71</b>	<b>300</b>	<b>11</b>	<b>302</b>
4. Usage of teaching aids and ICT in the class by faculty to facilitate teaching	Excellent	Fair	Good	Poor	Very Good
<b>Response Recorded</b>	<b>144</b>	<b>106</b>	<b>337</b>	<b>69</b>	<b>269</b>
5. Fairness in the assessment processes (CAT, FAT, Quiz, Assignments, etc.)	Excellent	Fair	Good	Poor	Very Good
<b>Response Recorded</b>	<b>185</b>	<b>88</b>	<b>323</b>	<b>20</b>	<b>309</b>
6. Timely announcement of examination results	Excellent	Fair	Good	Poor	Very Good
<b>Response Recorded</b>	<b>103</b>	<b>139</b>	<b>312</b>	<b>184</b>	<b>187</b>
7. Opportunities in the University for Research Activities	Excellent	Fair	Good	Poor	Very Good
<b>Response Recorded</b>	<b>116</b>	<b>143</b>	<b>350</b>	<b>78</b>	<b>238</b>
8. Opportunity for students to participate in internship, student exchange, field visit	Excellent	Fair	Good	Poor	Very Good
<b>Response Recorded</b>	<b>113</b>	<b>155</b>	<b>308</b>	<b>122</b>	<b>227</b>
9. Opportunities for out of class room learning (guest lectures, seminars, workshop, value added programmes, conferences, competitions)	Excellent	Fair	Good	Poor	Very Good

3. Student Satisfaction Survey (SSS) questionnaire 2022-23					
	Multiple Options				
<b>Response Recorded</b>	<b>175</b>	<b>108</b>	<b>319</b>	<b>70</b>	<b>253</b>
10. Overall Learning Experience	Excellent	Fair	Good	Poor	Very Good
<b>Response Recorded</b>	<b>195</b>	<b>75</b>	<b>360</b>	<b>18</b>	<b>277</b>

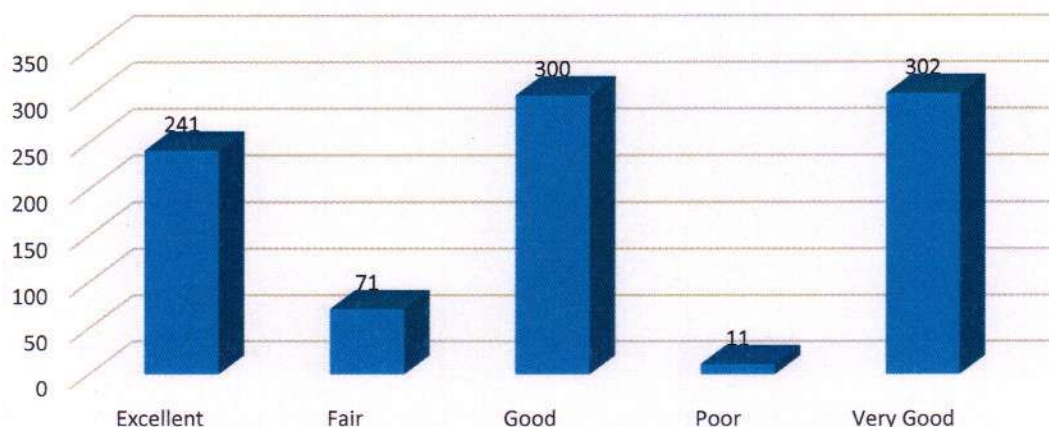


Total Responses recorded was 925 for syllabus covered 14 students responded that only 30% syllabus is covered ,40 students responded that between 30 to 54% syllabus is covered,354 students responded that 70 to 84% syllabus is covered and 424 students responded that 85 to 100% syllabus is covered.



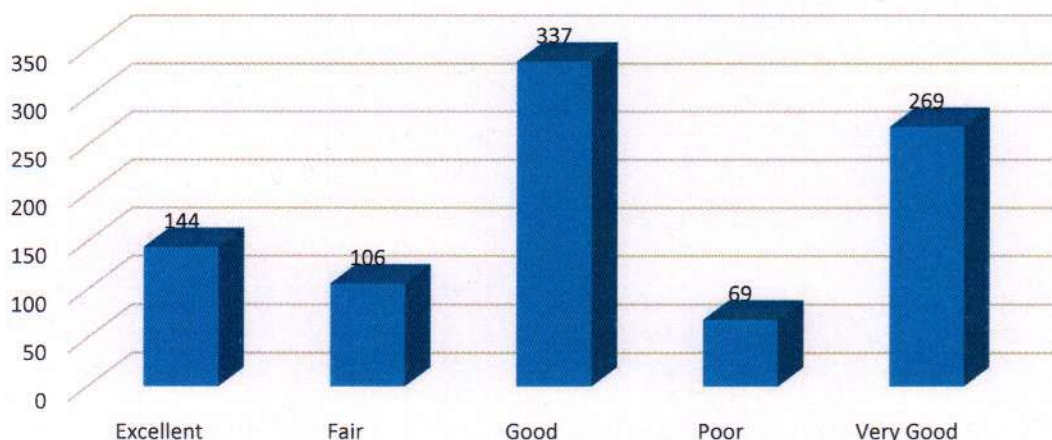
Total Responses recorded was 925 for how well the teachers prepare for the classes 133 students responded excellent,85 students responded fair,380 students responded good, 19 students responded as poor and 308 responded very good.

### 3. Course delivery by faculty members in the class



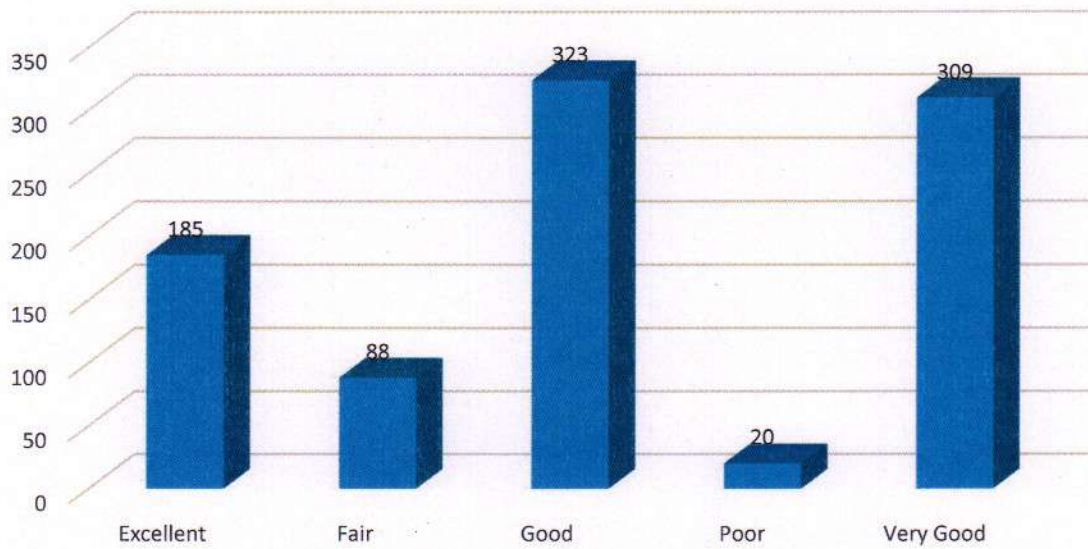
Total Responses recorded was 925, 241 students responded course delivery as excellent ,71 students responded as fair, 300 students responded good, 11 students responded poor and 302 responded very good.

### 4. Usage of teaching aids and ICT in the class by faculty to facilitate teaching



Total Responses recorded was 925, teachers use ICT tools to facilitate teaching 144 students marked it as excellent, 106 students responded as fair, 337 students responded as good, 69 students responded as poor, 269 students responded as very good.

### 5. Fairness in the assessment processes (CAT, FAT, Quiz, Assignments, etc.)



Total Responses recorded was 925, 185 students marked fairness of the assessment process as excellent, 88 students responded as fair, 323 students responded as good, 20 students responded as poor, 309 students responded as very good.

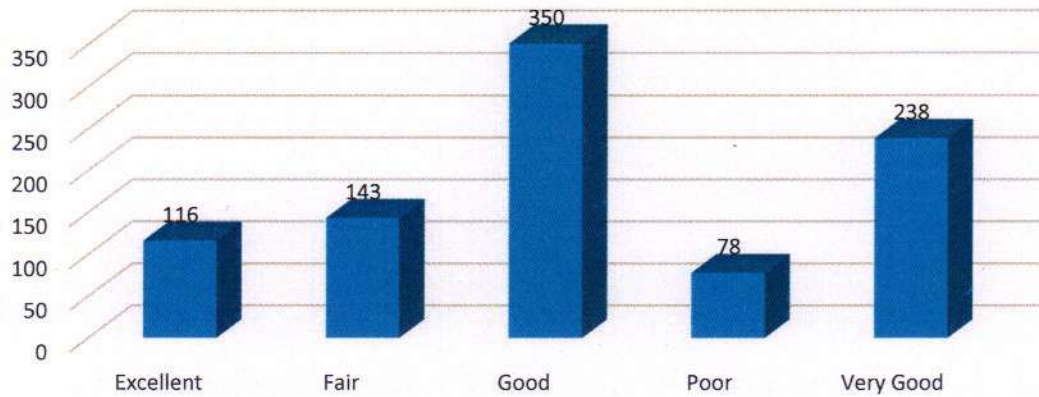
### 6. Timely announcement of examination results



Total Responses recorded was 925, 103 students responded excellent for timely announcement of examination result, 139 students responded as fair, 312 students responded as good, 184 students responded as poor, 187 students responded as very good.

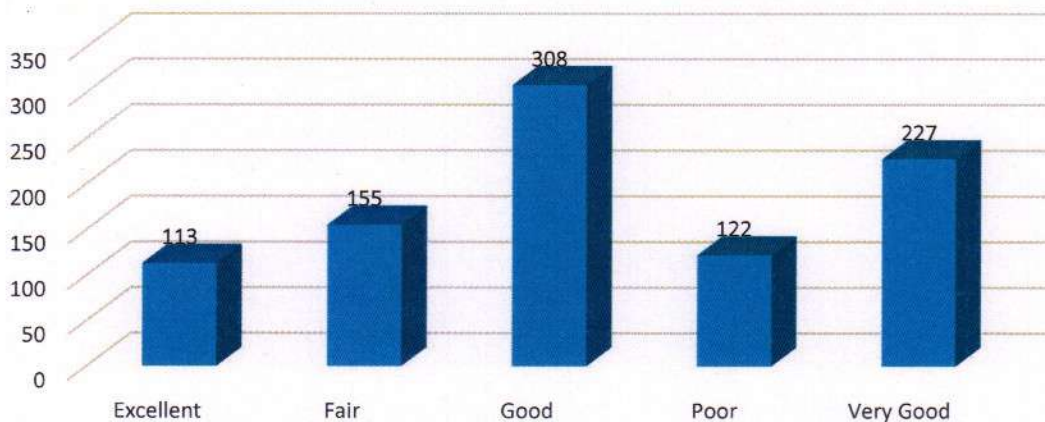
*D. Singh*  
Director  
IQAC  
(Internal Quality Assurance Cell)  
HPU Shimla-05

### 7. Opportunities in the University for Research Activities



Total responses recorded was 925 for opportunities in the university for research activities where 116 students responded as excellent ,143 students responded as fair, 350 students responded as good, 78 students responded as poor and 238 responded as very good.

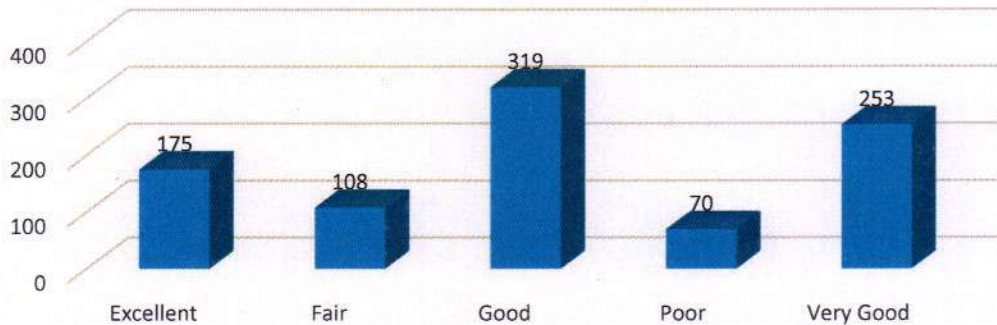
### 8. Opportunity for students to participate in internship, student exchange, field visit



Total Responses recorded was 925 for opportunity for students to participate in internship, student exchange, field visit, where 113 recorded as excellent 155 as fair, 308 students responded as good, 122 students responded as poor and 227 students responded as very good.

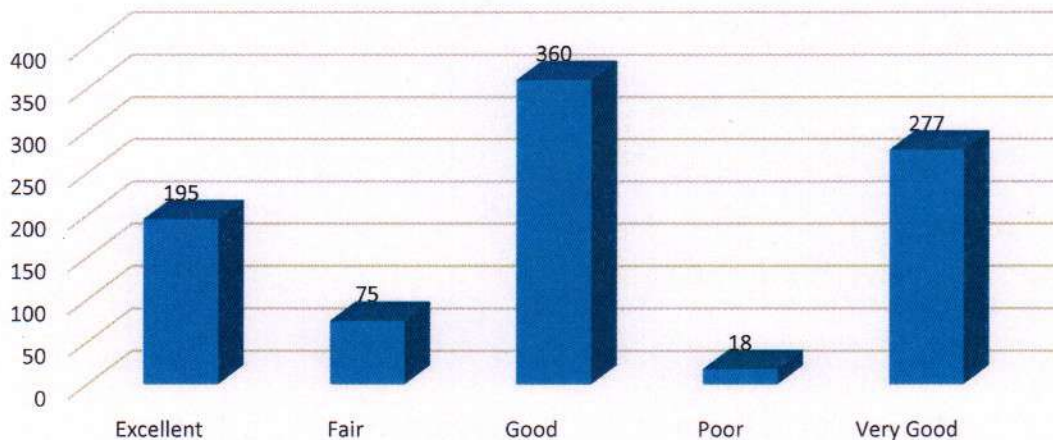
*Raw*  
IQAC  
(Internal Quality Assurance Cell)  
HPU Shimla-05

9. Opportunities for out of class room learning (guest lectures, seminars, workshop, value added programmes, conferences, competitions)



Total Responses recorded was 925 for opportunities for out of class room learning (guest lectures, seminars, workshop, value added programmes, conferences, competitions) 175 students responded as excellent, 108 as fair, good as 319 students, 70 students responded as poor and 253 students responded as agree and very good.

10. Overall Learning Experience



Total Responses recorded was 925 for overall learning experience where 195 students responded as excellent, 75 students responded as fair, 360 students responded as good, 18 students responded as poor and 277 responded as very good.

4. Conclusion:

The feedbacks obtained from the students in 2022-23, using prescribed Performa were analyzed. A meeting of IQAC was organized to assess the compiled feedbacks received from stakeholders.

*Ram*  
Director  
IQAC  
(Internal Quality Assurance Cell)  
HPU Shimla-05