

# Student Satisfaction Survey 2021-22

## 1. Preface

The feedback of the various stakeholders plays a pivotal role in the development of the university. Himachal Pradesh University, Shimla has collected feedback on overall institutional performance. The feedback is obtained from Students through Google Form. After the compilation of all responses the report placed before the Internal Quality Assurance Cell to lay down the action take strategies for the suggestions given by stakeholder.

## 2. Objectives of Feedback Process

- To determine the gap analysis of the programme.
- To ascertain the need for the revision of the course content.
- To develop the syllabus as per industrial and societal needs.
- To strengthen the HEI as per recent advances in technology.
- To incorporate the focus on employability, entrepreneurship and skill development.
- To incorporate the mentoring process in the institution.
- To engage students in the monitoring, review and continuous quality improvement of the teaching learning process
- To enable teachers for using ICT tools such as LCD projector, Multimedia, etc. while teaching

  
Director  
IQAC  
(Internal Quality Assurance Cell)  
HPU Shimla-05

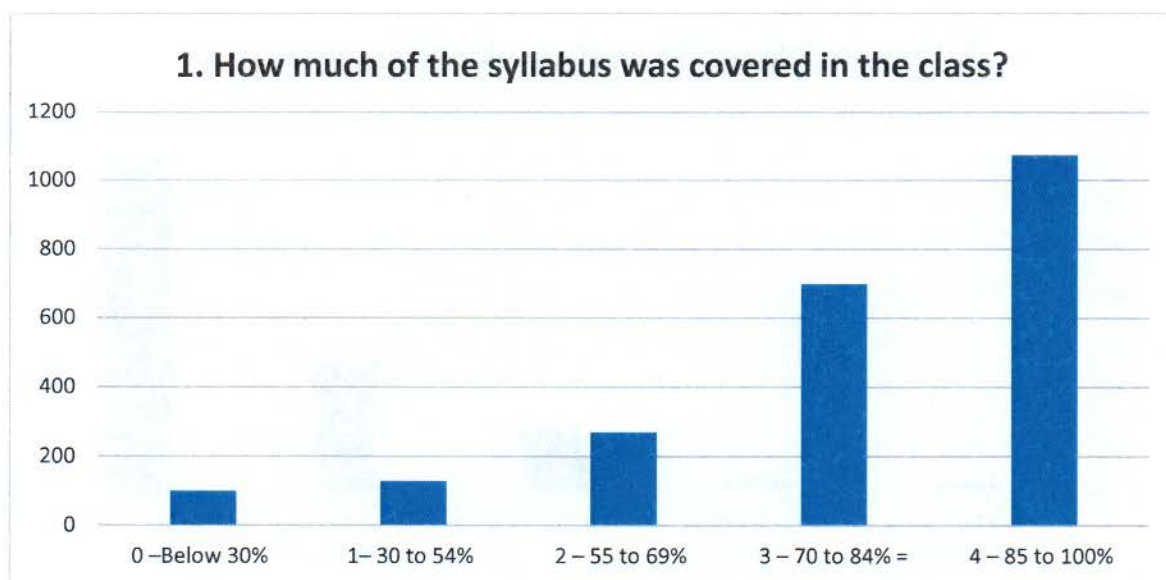
<b>Student Satisfaction Survey (SSS) questionnaire 2020-21</b>	<b>Multiple Options</b>					<b>Total No. of Responses</b>
1. How much of the syllabus was covered in the class?	0 –Below 30%	1– 30 to 54%	2 – 55 to 69%	3 – 70 to 84% =	4 – 85 to 100%	
<b>Response Recorded</b>	<b>100</b>	<b>129</b>	<b>270</b>	<b>698</b>	<b>1073</b>	<b>2270</b>
2. How well did the teachers prepare for the classes?	0 – Won't teach at all	1 – Indifferently	2 – Poorly	3 – Satisfactorily =	4 – Thoroughly	
<b>Response Recorded</b>	<b>13</b>	<b>17</b>	<b>118</b>	<b>1252</b>	<b>870</b>	<b>2270</b>
3. How well were the teachers able to communicate?	0– Very poor communication	1– Generally ineffective	2 – Just satisfactorily	3 – Sometimes effective =	4 – Always effective	
<b>Response Recorded</b>	<b>23</b>	<b>46</b>	<b>263</b>	<b>550</b>	<b>1388</b>	<b>2270</b>
4. The teacher's approach to teaching can best be described as	0– Poor	1 – Fair	2 – Good	3 – Very good =	4– Excellent	
<b>Response Recorded</b>	<b>25</b>	<b>115</b>	<b>409</b>	<b>891</b>	<b>830</b>	<b>2270</b>
5. Fairness of the internal evaluation process by the teachers.	0– Unfair	1 – Usually unfair	2 – Sometimes unfair	3 – Usually fair	4 – Always fair	
<b>Response Recorded</b>	<b>25</b>	<b>34</b>	<b>139</b>	<b>820</b>	<b>1252</b>	<b>2270</b>
6. Was your performance in assignments discussed with you?	0– Never	1 – Rarely	2 – Occasionally/Sometimes	3 – Usually	4 – Every time	
<b>Response Recorded</b>	<b>147</b>	<b>151</b>	<b>341</b>	<b>724</b>	<b>907</b>	<b>2270</b>
7. The institute takes active interest in promoting internship, student exchange, field visit opportunities for students.	0– Never	1 – Rarely	2 – Sometimes	3 – Often	4 – Regularly	
<b>Response Recorded</b>	<b>177</b>	<b>220</b>	<b>498</b>	<b>570</b>	<b>805</b>	<b>2270</b>
8. The teaching and mentoring process in your institution facilitates you in cognitive, social and emotional growth.	0– Not at all	1 – Marginally	2 – Moderately	3 – Very well	4 – Significantly	
<b>Response Recorded</b>	<b>73</b>	<b>105</b>	<b>445</b>	<b>1056</b>	<b>591</b>	<b>2270</b>



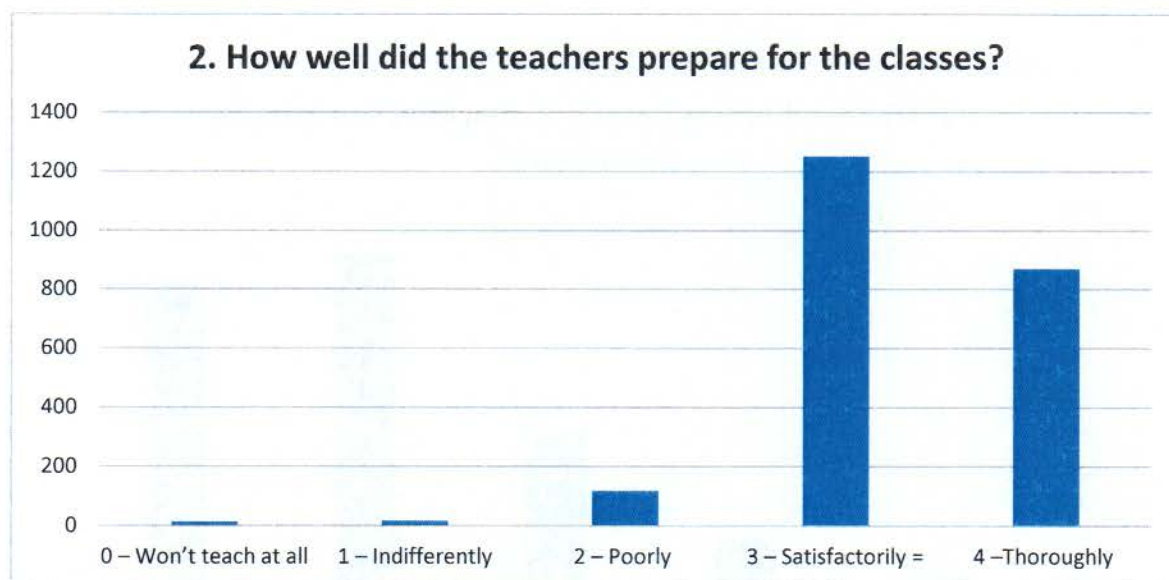
9. The institution provides multiple opportunities to learn and grow.	0– Strongly disagree	1 – Disagree	2 – Neutral	3 – Agree	4 – Strongly agree	
<b>Response Recorded</b>	<b>52</b>	<b>92</b>	<b>404</b>	<b>1025</b>	<b>697</b>	<b>2270</b>
10. Teachers inform you about your expected competencies, course outcomes and programme outcomes.	0– Neve	1 – Rarely	2– Occasionally/ Sometimes	3 – Usually	4 – Every time	
<b>Response Recorded</b>	<b>53</b>	<b>101</b>	<b>278</b>	<b>784</b>	<b>1054</b>	<b>2270</b>
11. Your mentor does a necessary follow-up with an assigned task to you.	0 – I don't have a mentor	1 – Rarely	2 – Occasionally/Sometimes	3 – Usually	4 – Every time	
<b>Response Recorded</b>	<b>94</b>	<b>105</b>	<b>309</b>	<b>852</b>	<b>910</b>	<b>2270</b>
12. The teachers illustrate the concepts through examples and applications.	0 – Neve	1– Rarely	2 – Occasionally/Sometimes	3 – Usually	4 – Every time	
<b>Response Recorded</b>	<b>17</b>	<b>67</b>	<b>187</b>	<b>690</b>	<b>1309</b>	<b>2270</b>
13. The teachers identify your strengths and encourage you with providing right level of challenges.	0– Unable to	1 – Slightly	2 – Partially	3 – Reasonably	4 – Fully	
<b>Response Recorded</b>	<b>102</b>	<b>142</b>	<b>264</b>	<b>744</b>	<b>1018</b>	<b>2270</b>
14. Teachers are able to identify your weaknesses and help you to overcome them.	0 – Never	1 – Rarely	2 – Occasionally/Sometimes	3 – Usually	4 – Every time	
<b>Response Recorded</b>	<b>111</b>	<b>201</b>	<b>326</b>	<b>670</b>	<b>962</b>	<b>2270</b>
15. The institution makes effort to engage students in the monitoring, review and continuous quality improvement of the teaching learning process.	0 – Strongly disagree	1 – Disagree	2 – Neutral	3 – Agree	4 – Strongly agree	
<b>Response Recorded</b>	<b>56</b>	<b>94</b>	<b>382</b>	<b>1042</b>	<b>696</b>	<b>2270</b>

  
 Director  
 IQAC  
 (Internal Quality Assurance Cell)  
 HPU Shimla-05

16. The institute/ teachers use student centric methods, such as experiential learning, participative learning and problem-solving methodologies for enhancing learning experiences.	0 – Not at all	1 – Very little	2 – Some what	3 – Moderate	4 – To a great extent	
<b>Response Recorded</b>	<b>80</b>	<b>145</b>	<b>265</b>	<b>905</b>	<b>875</b>	<b>2270</b>
17. Teachers encourage you to participate in extracurricular activities.	0 – Strongly disagree	1 – Disagree	2 – Neutral	3 – Agree	4 – Strongly agree	
<b>Response Recorded</b>	<b>63</b>	<b>65</b>	<b>324</b>	<b>961</b>	<b>857</b>	<b>2270</b>
18. Efforts are made by the institute/ teachers to inculcate soft skills, life skills and employability skills to make you ready for the world of work.	0 – Not at all	1 – Very little	2 – Some what	3 – Moderate	4 – To a great extent	
<b>Response Recorded</b>	<b>85</b>	<b>158</b>	<b>273</b>	<b>885</b>	<b>869</b>	<b>2270</b>
19. What percentage of teachers use ICT tools such as LCD projector, Multimedia, etc. while teaching?	0 – Below 29%	1 – 30 – 49%	2 – 50 – 69%	3 – 70 – 89%	4 – Above 90%	
<b>Response Recorded</b>	<b>404</b>	<b>224</b>	<b>427</b>	<b>711</b>	<b>504</b>	<b>2270</b>
20. The overall quality of teaching-learning process in your institute is very good.	0 – Strongly disagree	1 – Disagree	2 – Neutral	3 – Agree	4 – Strongly agree	
<b>Response Recorded</b>	<b>41</b>	<b>76</b>	<b>375</b>	<b>944</b>	<b>834</b>	<b>2270</b>
21. Give three observation / suggestions to improve the overall teaching – learning experience in your institution.						



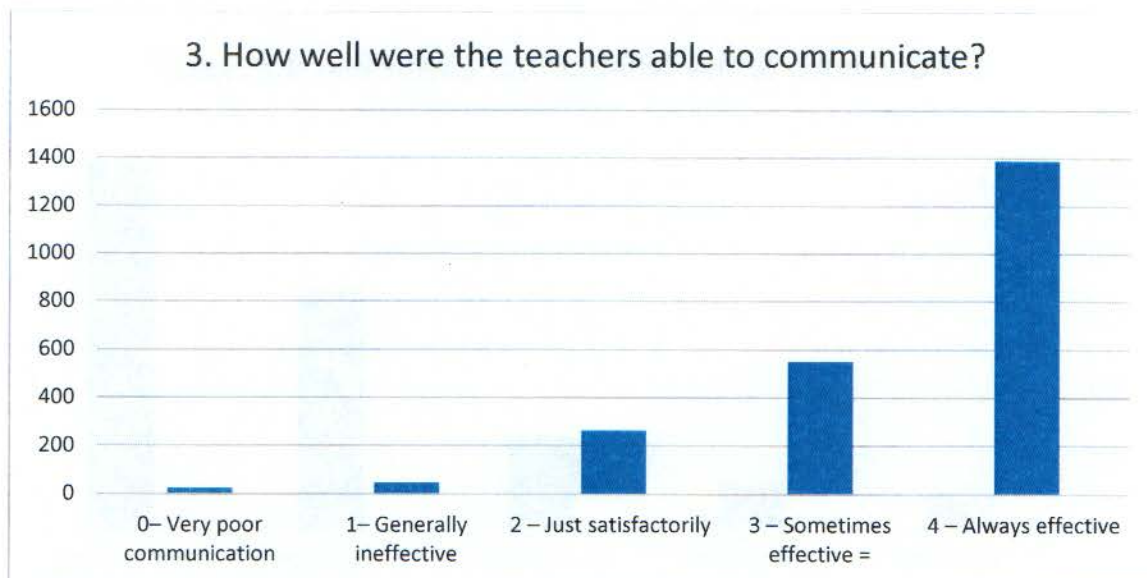
Total Responses recorded was 2270 for syllabus covered 100 students responded that only 30% syllabus is covered, 129 students responded that between 30 to 54% syllabus is covered, 270 students responded that 70 to 84% syllabus is covered and 1073 students responded that 85 to 100% syllabus is covered.



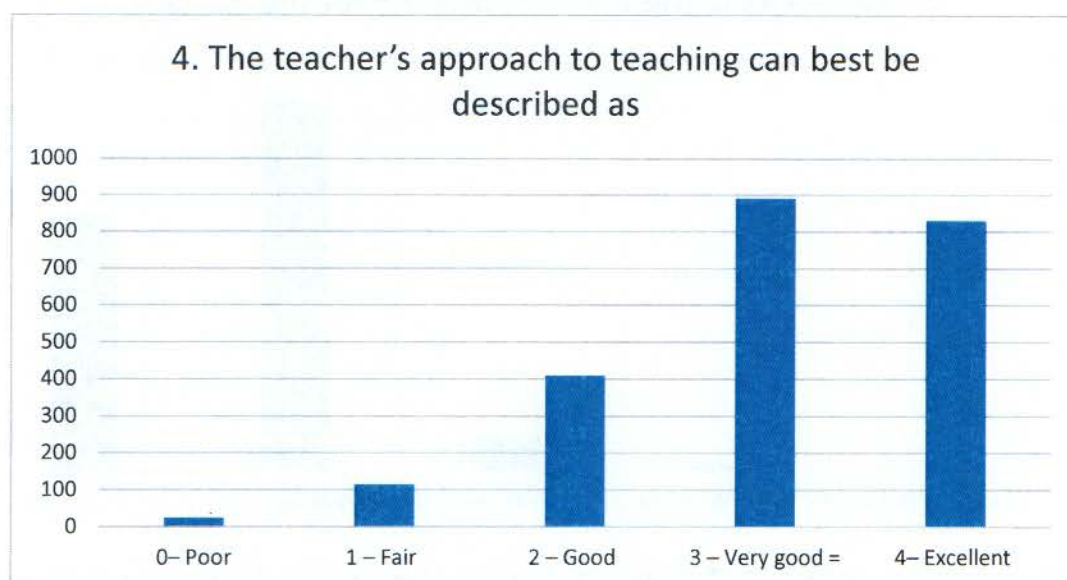
Total Responses recorded was 2270 for how well the teachers prepare for the classes 13 students responded that teachers don't teach, 17 students responded that they teach indifferently, 118 students responded that they teach good, 1252 students responded that they teach satisfactorily and 870 responded that teachers teach thoroughly.

*Ran*  
 Director  
 IQAC  
 (Internal Quality Assurance Cell)  
 HPU Shimla-05

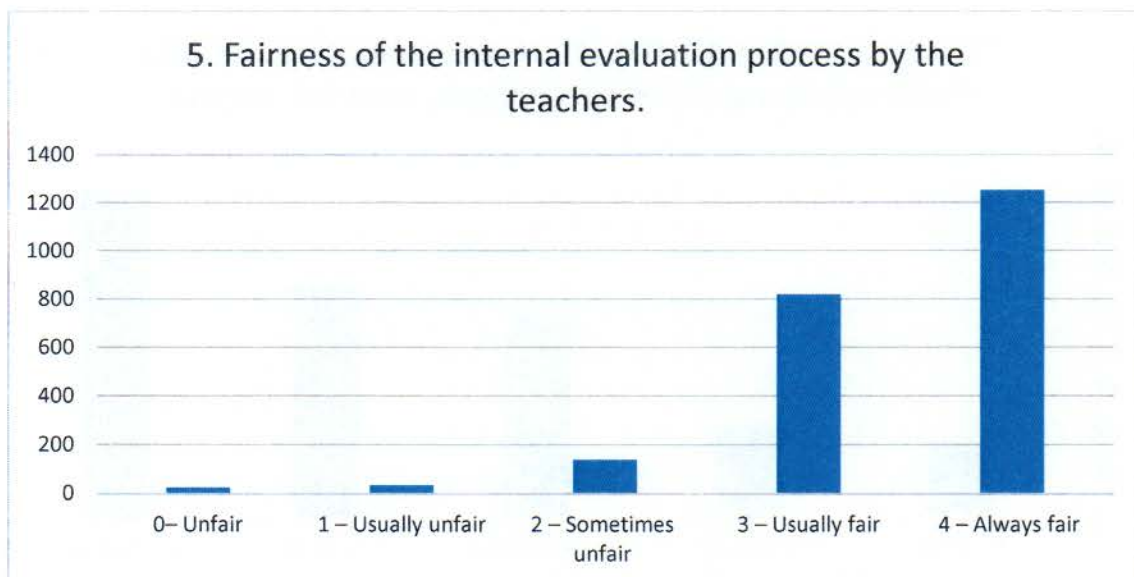




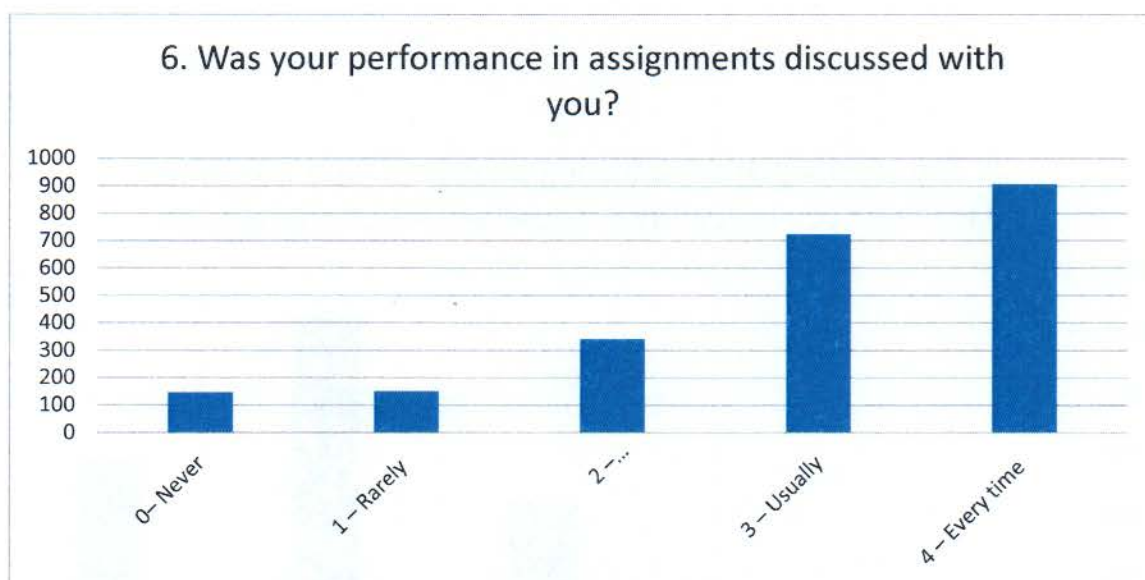
Total Responses recorded was 2270 for how well the teachers able to communicate 23 students responded very poor communication, 46 students responded Generally ineffective, 263 students responded Just satisfactorily, 550 students responded sometimes effective and 1388 responded that the teachers able to communicate always effective.



Total Responses recorded was 2270 the teacher's approach to teaching can best be described as 25 students responded as poor, 115 students responded as fair, 409 students responded as good, 891 students responded as very good and 83 responded teacher's approaches to teaching can best be described as excellent.



Total Responses recorded was 2270 the Fairness of the internal evaluation process by the teachers as 25 students responded as Unfair, 35 students responded as usually unfair, 139 students responded as sometimes Unfair, 820 students responded as usually fair and 1242 responded always fair.

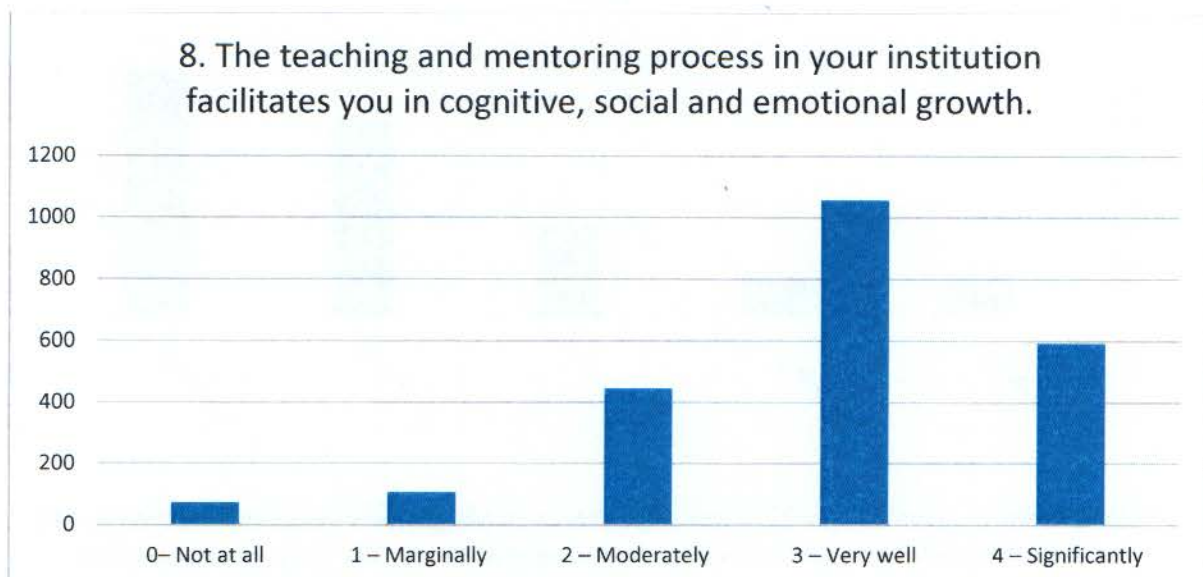


Total Responses recorded was 2270 that performance in assignments discussed with you as 147 students responded as never, 151 students responded as rarely, 341 students responded as occasionally/sometimes, 724 students responded as usually and 907 responded as every time.

  
 Director  
 IQAC  
 (Internal Quality Assurance Cell)  
 HPU Shimla-05

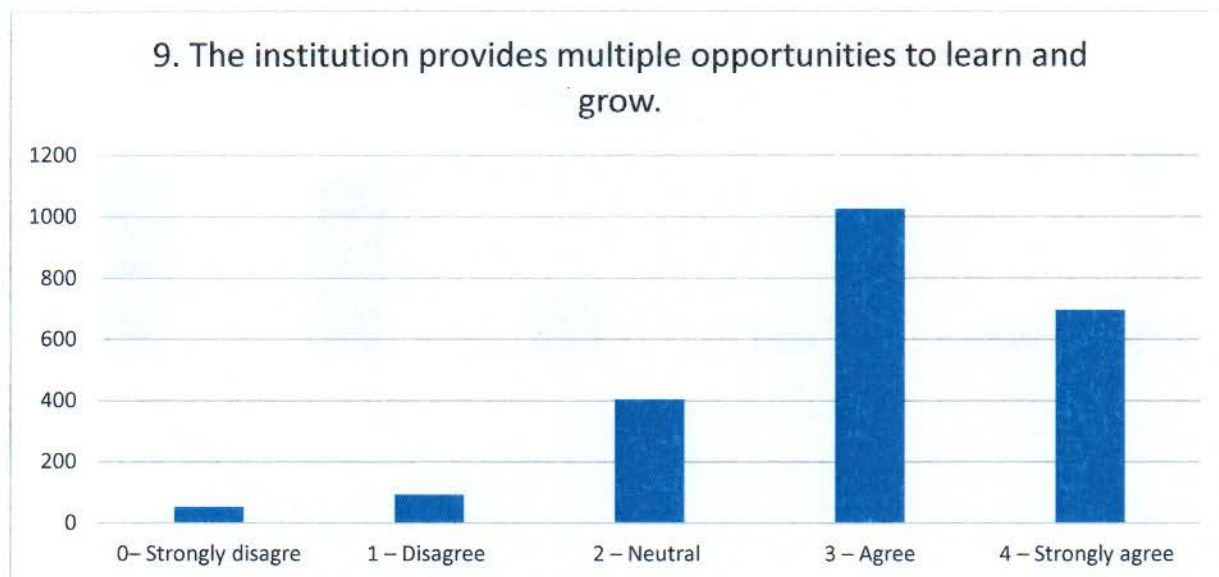


Total Responses recorded was 2270 that the institute takes active interest in promoting internship, student exchange, field visit opportunities for students as 177 students responded as never, 220 students responded as rarely, 498 students responded as sometimes, 570 students responded as often and 805 responded as regularly.

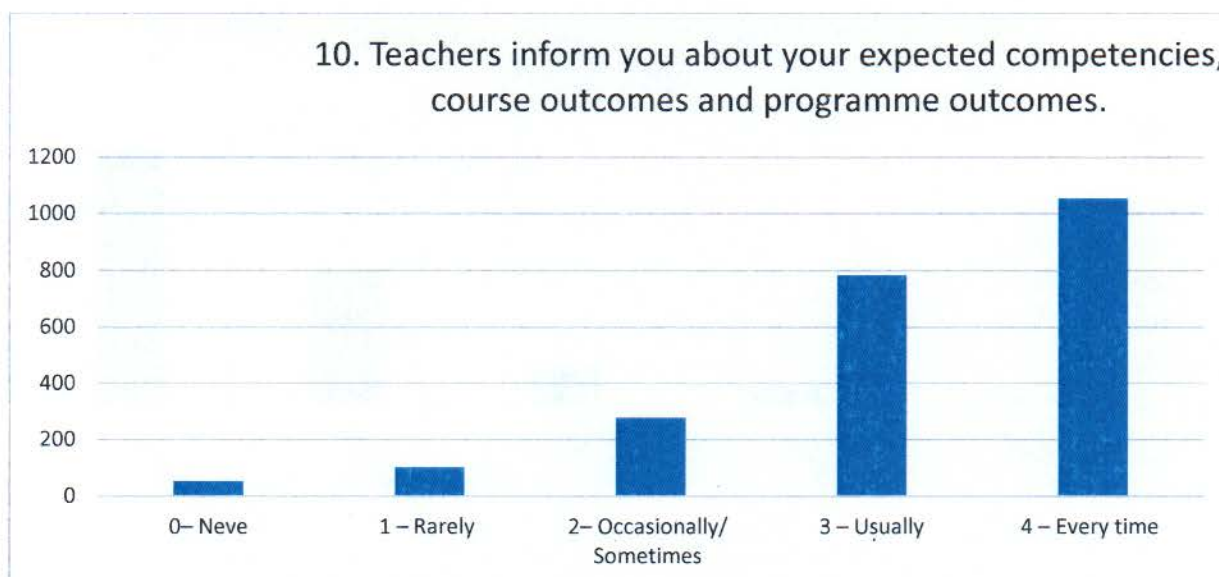


Total Responses recorded was 2270 that the teaching and mentoring process in your institution facilitates you in cognitive, social and emotional growth as 73 students responded as not at all, 105 students responded as marginally, 445 students responded as moderately, 1056 students responded as very well and 591 responded as significantly.



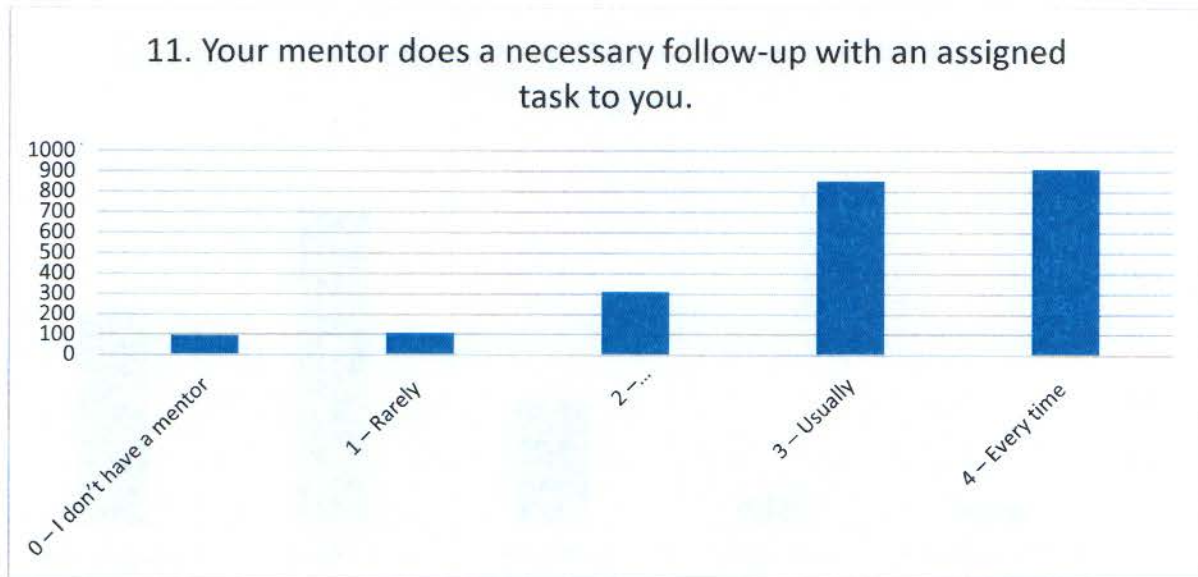


Total Responses recorded was 2270 that the institution provides multiple opportunities to learn and grow as 52 students responded as Strongly disagree ,92 students responded as disagree,404 students responded as neutral, 1025students responded as agree and 691responded as strongly agree.

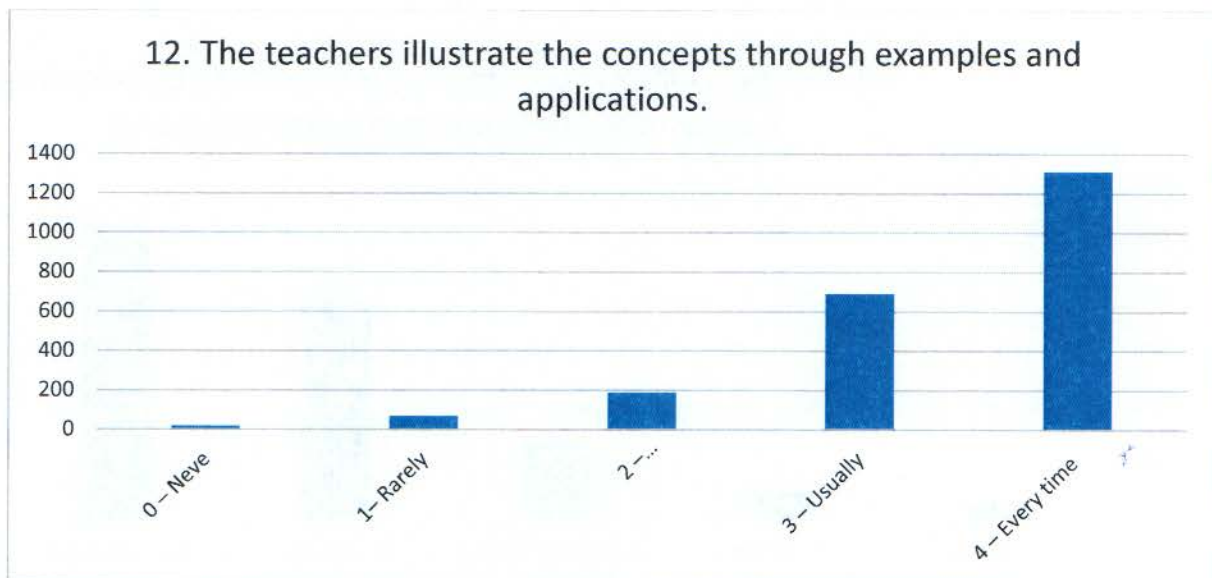


Total Responses recorded was 2270 that the teachers inform you about your expected competencies, course outcomes and programme outcomes as 53 students responded as never ,101 students responded as rarely,278 students responded as Occasionally/ Sometimes, 784 students responded as Usually and 1054 responded as every time.

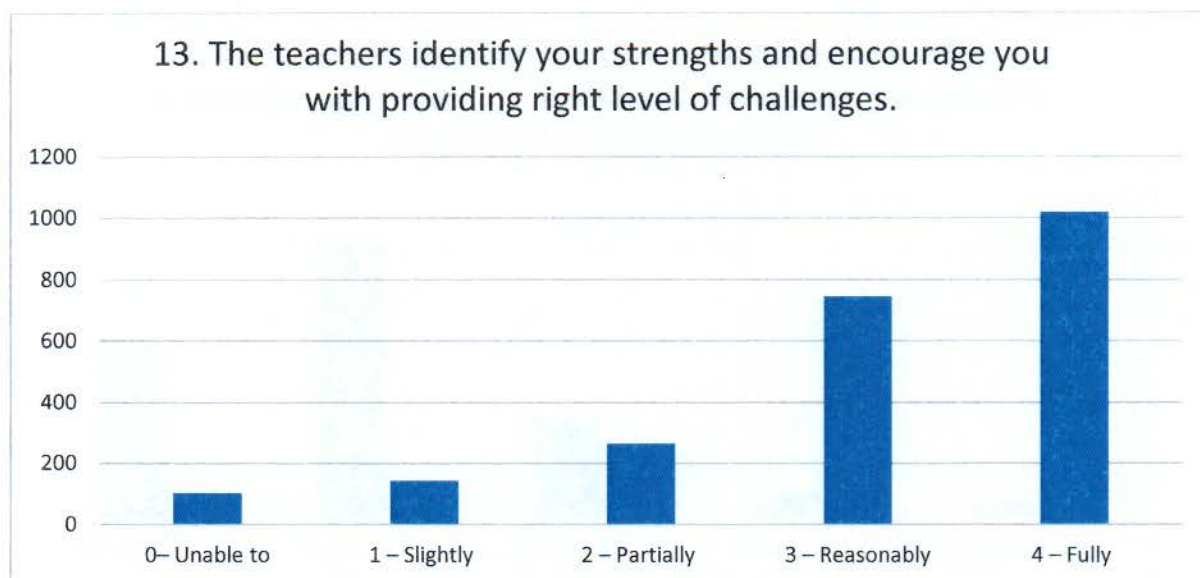
  
 Director  
 IQAC  
 (Internal Quality Assurance Cell)  
 HPU Shimla-05



Total Responses recorded was 2270 that your mentor does a necessary follow-up with an assigned task to you as 94 students responded as I don't have a mentor, 105 students responded as rarely, 309 students responded as Occasionally/ Sometimes, 852 students responded as Usually and 910 responded as every time.



Total Responses recorded was 2270 that the teachers illustrate the concepts through examples and applications as 17 students responded as never, 67 students responded as rarely, 187 students responded as Occasionally/ Sometimes, 690 students responded as Usually and 1309 responded as every time.



Total Responses recorded was 2270 that the teachers identify your strengths and encourage you with providing right level of challenges as 102 students responded as unable to identify ,142 students responded as slightly,264 students responded as partially, 744 students responded as reasonably and 1018 responded as fully identify the strengths.

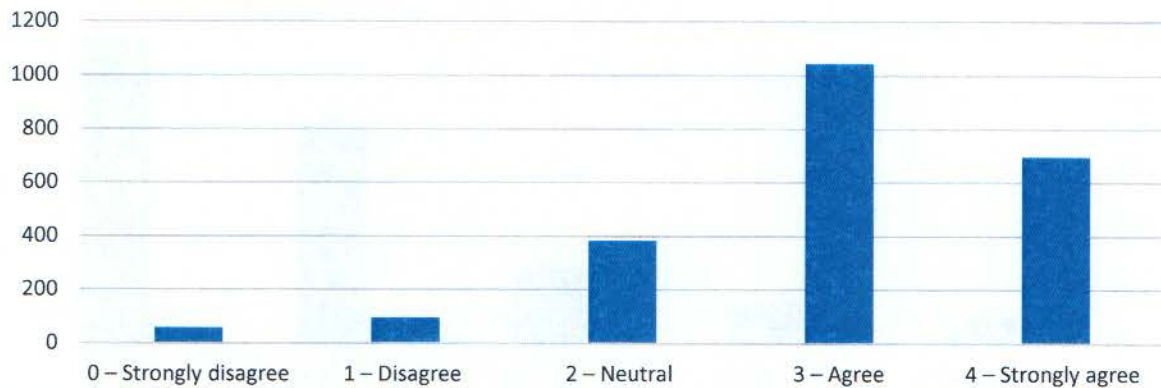


Total Responses recorded was 2270 that teachers are able to identify your weaknesses and help you to overcome them as 111 students responded as unable to never, 201 students responded as rarely, 326 students responded as Occasionally/Sometimes, 670 students responded as usually and 962 responded as every time .

  
 Director  
 IQAC  
 (Internal Quality Assurance Cell)  
 HPU Shimla-05

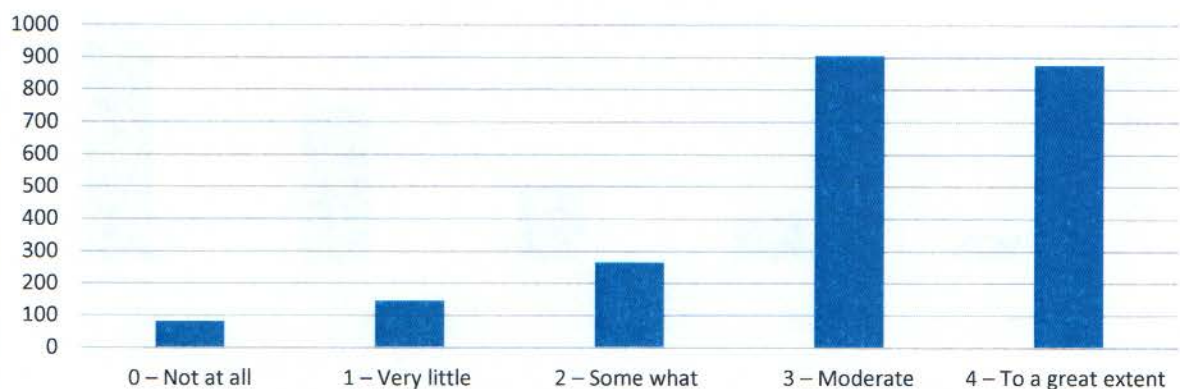


15. The institution makes effort to engage students in the monitoring, review and continuous quality improvement of the teaching learning process.



Total Responses recorded was 2270 that the institution makes effort to engage students in the monitoring, review and continuous quality improvement of the teaching learning process as 56 students responded as Strongly disagree ,94 students responded as disagree, 382 students responded as neutral, 1042 students responded as agree and 696 responded as strongly agree.

16. The institute/ teachers use student centric methods, such as experiential learning, participative learning and problem-solving methodologies for enhancing learning experiences.



Total Responses recorded was 2270 the institute/ teachers use student centric methods, such as experiential learning, participative learning and problem-solving methodologies for enhancing learning experiences as 80 students responded as not at all,145 students responded as Very little, 265 students responded as somewhat, 905 students responded as moderate and 875responded as to a great extent.



Total Responses recorded was 2270 that the teachers encourage you to participate in extracurricular activities as 63 students responded Strongly disagree ,65 students responded as disagree, 324 students responded as neutral, 961 students responded as agree and 865 responded as strongly agree



Total Responses recorded was 2270 Efforts are made by the institute/ teachers to inculcate soft skills, life skills and employability skills to make you ready for the world of work as 85 students responded as not at all,158 students responded as Very little, 273 students responded as somewhat, 885 students responded as moderate and 869 responded as to a great extent.

  
 Director  
 IQAC  
 (Internal Quality Assurance Cell)  
 HPU Shimla-05

## 5. Conclusion:

The feedbacks obtained from the students in 2021-22, using prescribed Performa were analyzed. A meeting of IQAC was organized to assess the compiled feedbacks received from stakeholders.

**IQAC**

**Director**

Director

IQAC

(Internal Quality Assurance Cell)

KPU Shimla-05